

ALFAGOMMA®

Industrial Rubber Hoses by Kuriyama



Kuriyama of America, Inc.

Alfagomma
ISO 9001
ISO 14000



THE ASSOCIATION FOR HOSE AND ACCESSORIES DISTRIBUTION

EDITION 0217

SOFTWA

PUSH RESISTAN

Throughout the world, the name Alfagomma is synonymous with quality, a reputation based on first class hose products, a commitment to research and development and ongoing capital investment. Alfagomma's development and product engineering continues to produce fluid transfer and material handling product innovations that assure excellent performance and cost savings for customers.

Alfagomma rubber hoses are manufactured in their facility located in Teramo, Italy. This factory has earned registration under ISO 9001, a quality assurance model against which a plant's quality systems are audited. The standard represents an international consensus on good management practices, and sets out the requirements for an organization whose business processes range all the way from design and development to production. This commitment to quality is the primary reason behind Alfagomma's 60-years of success.



Alfagomma headquarters-Vimercate, Italy



Alfagomma Rubber Industrial Hose Manufacturing facility-Teramo, Italy



Kuriyama of America, Inc.

Kuriyama of America, Inc. – North American headquarters and main warehouse (shown below), is located at 360 East State Parkway, Schaumburg, IL. Kuriyama is the exclusive U.S. distributor of Industrial Rubber Hose products manufactured by ALFAGOMMA S.p.A. KOA also has four additional warehouses throughout the U.S., where Alfagomma hose products are stocked.



ALFAGOMMA® Industrial Rubber Hose Index by Series Number

Series	Page	Series	Page	Series	Page
6C5AA NEW	54	T352AA	22-23	T650AH	59
CT601AA	50	T405LB	29	T653AA	46-47
HWT763AA NEW	72	T405LL	28	T6D1AA	48
LT753AA	64	T410LB NEW	31	T714LG NEW	37
ST6D2AA	49	T410LL	30	T720AA	66
T140AK	10	T426LB NEW	32	T720LG	36
T142AK	11	T452LE	34	T737AA	68
T146AK	74	T455LL	33	T740AA	67
T155AK	12	T505OG	40	T750AA	65
T202AA	16	T509OE	41	T750AG	65
T204AA	17	T519OE NEW	42	T757AA	68
T253AA	18	T600AA	44-45	T758AA	69
T254AA	19	T601AA	51	T758AE	69
T340AA	25	T604AA	52	T760AA	70
T340AH	25	T605AA	53	T760LE NEW	38
T341AA	26	T605AH	55	T763AA	71
T341AH	26	T606AE	56	T766AA	73
T343AH NEW	27	T614AA	60	T902AA	13
T350LH	20	T620AA	57	T903LE	14
T350LL	20	T629AA	58	T957LL	75
T351LG	21	T631AA	61		
T351LL	21	T631AE NEW	62		

CODE LEGEND FOR AVAILABLE COLORS

(Refers to last two letters of the Series number.)

A = BLACK	D = WINE RED	G = GREEN	J = TAN	M = SILVER
B = GREY	E = BLUE	H = RED	K = YELLOW	O = TRANSLUCENT
	F = PURPLE	I = ORANGE	L = WHITE	

Note: The second to last letter refers to the hose tube color and the last letter refers to the hose cover color.

Alfagomma® hoses are produced using silicone free release agents.

Please call your local Kuriyama Warehouse for availability of products/sizes shown.

NOTE: Although every effort has been made to accurately show the color of the ALFAGOMMA hoses in the catalog, because of the limitation of four-color process printing, some of the colors shown herein may not be exact.

The "Alfagomma" trademark contained in this publication is a registered trademark of Alfagomma S.p.A.
The "Kuriyama-Couplings" and "Biofuel Friendly Products" trademarks are trademarks of Kuriyama of America, Inc.

TYPE	DESCRIPTION	PAGE
	APPLICATION GUIDE.....	6-9
	CODE LEGEND FOR AVAILABLE COLORS.....	3
	INDEX BY SERIES NUMBER.....	3
	INTRODUCTION.....	2
	INNOVATIVE TECHNOLOGY.....	2
CHEMICAL		
	T505OG Acid – Chemical S & D 240 PSI – XLPE.....	40
	T509OE Acid – Chemical S & D 240 PSI – UHMWPE.....	41
NEW	T519OE Acid – Chemical S & D 240 PSI – UHMWPE – Corrugated.....	42
COMPRESSED AIR		
	T140AK Braided Steel Wire Air Hose.....	10
	T142AK 600 PSI High Temperature – Oil Resistant Steel Braided Reinforced Air Hose.....	11
	T155AK 300 PSI Textile Cord “Air Drill” Hose.....	12
	T902AA 150 PSI High Quality Hot Air Blower Hose.....	13
	T903LE 150 PSI High Quality FDA Hot Air Blower Hose.....	14
FDA LIQUID FOOD TRANSFER		
	T405LB 150 PSI Grey Food S & D Hose.....	29
	T405LL 150 PSI White Food S & D Hose.....	28
	T408LL 240 PSI Food & Beverage S & D Hose – Crush Resistant.....	29
	T410LL 240 PSI Food & Beverage S & D Hose – Crush Resistant.....	30
NEW	T410LB 240 PSI Food & Beverage S & D Hose – Crush Resistant.....	31
NEW	T426LB 150 PSI Grey Food S & D Hose – Corrugated.....	32
	T452LE 150 PSI Potable Water Hose.....	34
	T455LL 150 PSI Food Discharge Hose.....	33
	FDA LIQUID COMPATIBILITY GUIDE.....	35
FDA DRY FOOD MATERIAL HANDLING		
NEW	T714LG 75 PSI Corrugated Bulk Food S & D Hose – FDA.....	37
	T720LG Bulk Food S & D Hose – FDA.....	36
NEW	T760LE 75 PSI Dry Bulk Food Discharge Hose – FDA Grade.....	38
MATERIAL HANDLING		
NEW	HWT763AA 75 PSI Heavy Duty Dry Powder Delivery Hose 3/8" Tube.....	72
	LT753AA 150 PSI 2-Ply Abrasive Material Blast Hose.....	64
	T720AA Bulk Material S & D Hose.....	66
	T740AA 1275 PSI High Performance Steel-Reinforced Concrete Pumping Hose.....	67
	T750AA – T750AG 150 PSI 4-Ply Abrasive Material Blast Hose.....	65
	T757AA – T737AA 600 PSI Plaster & Concrete Hose.....	68
	T758AA – T758AE 800 PSI Plaster, Grout & Concrete Hose.....	69
	T760AA 75 PSI Light Weight Dry Powder Delivery Hose.....	70
	T763AA 75 PSI Heavy Weight Dry Powder Delivery Hose.....	71
	T766AA 150 PSI Heavy Weight Dry Powder Delivery Hose.....	73

TYPE	DESCRIPTION	PAGE
PETROLEUM		
NEW 6C5AA	150 PSI Corrugated Tank Truck Hose	54
CT601AA	150 PSI Corrugated Oil Rigger/Oil Field-Frack Tank Hose	50
ST6D2AA	400 PSI Oil Rigger / Frack Discharge Hose with SUPERTUFF Cover	49
T6D1AA	400 PSI Oil Rigger / Frack Discharge Hose	48
T600AA	Hard Wall Marine Exhaust Hose USCG/SAE J1527 B2	44-45
T601AA	150 PSI Oil Rigger/Oil Field-Frack Tank Hose.....	51
T604AA	Flexor – SAE 100 R4 Oil Return Hose	52
T605AA	150 PSI Black Petroleum S & D Hose	53
T605AH	150 PSI Red Petroleum S & D Hose.....	55
T606AE	150 PSI Corrugated Petroleum S & D – Arctic Hose.....	56
T614AA	150 PSI Hot Tar & Asphalt S & D Hose	60
T620AA	300 PSI Black Fuel & Oil S & D Hose	57
T629AA	150 PSI Black Biofuel Petroleum Suction Hose.....	58
T631AA	300 PSI Hot Tar & Asphalt Applicator Delivery Hose	61
NEW T631AE	300 PSI Hydrocarbon Drain.....	62
T650AH	150 PSI Oil Discharge Hose	59
T653AA	Soft Wall Marine Exhaust Hose – SAE J2006 R1	46-47
SPECIALTY HOSES		
T146AK	1000 PSI Braided MSHA Mine Spray Hose	74
T957LL	150 PSI Furnace Door Coolant Hose	75
STEAM		
Steam Hose Safety Facts.....		24
T340AH – T340AA	270 PSI EPDM Braided Steam Hose	25
T341AH – T341AA	270 PSI Chlorobutyl Braided Steam Hose	26
NEW T343AH	270 PSI Braided Refinery Steam Hose	27
HOT WATER		
T350LL – T350LH	Premium White Cover Paper Mill Creamery Wash Down Hose – No Nozzle.....	20
T351LL – T351LG	150 PSI Premium Paper Mill Creamery Wash Down Hose with Tapered Nozzle.....	21
T352AA	75 PSI Radiator Hose	22-23
WATER SUCTION & DISCHARGE		
T202AA	150 PSI EPDM General Purpose Water S & D Hose	16
T204AA	SBR Water S & D Hose	17
T253AA	150 PSI EPDM Layflat Water Discharge Hose	18
T254AA	150 PSI SBR Water Discharge Hose.....	19
CARE, MAINTENANCE AND STORAGE		76
TECHNICAL DATA		77
CHEMICAL GUIDE		78
CHEMICAL RESISTANCE CHART.....		79-87
CAUTIONARY STATEMENT & LIMITED WARRANTY.....		88

1. Kuriyama of America, Inc. disclaims any liability for use of its products in applications other than those for which they were designed.
2. Weights and dimensions are nominal.
3. Pictures shown are for illustration purposes only. Actual hose construction may vary.

Application Guide



Chemical Application Guide

PRODUCT	PAGE	AGRICULTURAL FERTILIZERS	CHEMICAL SOLUTIONS	CHEMICAL/SOLVENT TRANSFER
T5050G	40	✓	✓	✓
T5090E	41	✓	✓	✓
T5190E	42	✓	✓	✓

* Working Pressure and vacuum ratings are based at ambient temperature of 68°F (20°C).

Compressed Air Application Guide

PRODUCT	PAGE	CONSTRUCTION AIR SERVICE	HEAVY DUTY	HIGH HEAT	HIGH PRESSURE AIR	HOT AIR BLOWER HOSE
T140AK	10	✓	✓		✓	
T142AK	11	✓	✓	✓	✓	
T155AK	12	✓				
T902AA	13			✓		✓
T903LE	14			✓		✓

* Working Pressure and vacuum ratings are based at ambient temperature of 68°F (20°C).

Food Transfer Application Guide – FDA Liquid

PRODUCT	PAGE	ABRASIVE MATERIAL SUCTION & DISCHARGE, WET/DRY	DRY BULK FOOD DISCHARGE	FDA	3A	ALCOHOLIC BEVERAGE DISCHARGE
T405LB	29			✓	✓	✓
T405LL	28			✓	✓	✓
T410LB	31			✓	✓	✓
T410LL	30			✓	✓	✓
T426LB	32			✓	✓	✓
T452LE	34			✓		
T455LL	33			✓	✓	✓

* Working Pressure and vacuum ratings are based at ambient temperature of 68°F (20°C).

Food Transfer Application Guide – FDA Material Handling

PRODUCT	PAGE	ABRASIVE MATERIAL SUCTION & DISCHARGE, WET/DRY	DRY BULK FOOD DISCHARGE	FDA	3A	ALCOHOLIC BEVERAGE DISCHARGE
T714LG	37	✓		✓		
T720LG	36	✓	✓	✓		
T760LE	38		✓	✓		

* Working Pressure and vacuum ratings are based at ambient temperature of 20°C (68°F).

Material Handling Application Guide – Non FDA

PRODUCT	PAGE	ABRASIVE MATERIAL TRANSFER, WET/DRY	ABRASIVE SLURRY TRANSFER	CEMENT, WET PUMPING	CONCRETE PUMPING	DRY BULK FOOD DISCHARGE
HWT763AA	72	✓	✓			
LT753AA	64					
T720AA	66	✓	✓			
T737AA	68			✓	✓	
T740AA	67			✓	✓	
T750AA	65					
T750AG	65					
T757AA	68			✓	✓	
T758AA	69			✓	✓	
T758AE	69			✓	✓	
T760AA	70	✓				
T763AA	71	✓	✓			
T766AA	73	✓	✓			

* Working Pressure and vacuum ratings are based at ambient temperature of 68°F (20°C).

TUBE COMPOUND	PSI RATING	4 + 4 SP	TEMP	VACUUM HG (IN)
XLPE	240	✓	-22°F TO 176°F	✓
UHMWPE	240	✓	-22°F TO 200°F	✓
UHMWPE	240		-22°F TO 200°F	✓

MINES / QUARRIES	OIL RESISTANT	FDA	PSI RATING	STEEL BRAIDED WIRE	TEMP	VACUUM HG (IN)
✓			See Catalog	✓	-22°F TO 176°F	
✓	✓		600	✓	-40°F TO 242°F	
✓			300		-22°F TO 176°F	
			150		-40°F TO 350°F	✓
		✓	150		-40°F TO 350°F	✓

ALCOHOLIC BEVERAGE S & D	OIL BASED FOOD SUCTION & DISCHARGE	OIL BASED FOOD DISCHARGE	POTABLE WATER	PSI RATING CONSTANT	TEMP	VACUUM HG (IN)
✓	✓	✓		150	-22°F TO 176°F	✓
✓	✓	✓		150	-22°F TO 176°F	✓
✓				240	-22°F TO 176°F	✓
✓				240	-22°F TO 176°F	✓
✓	✓			150	-22°F TO 176°F	✓
			✓	150	-22°F TO 176°F	
		✓		150	-22°F TO 176°F	

ALCOHOLIC BEVERAGE S & D	OIL BASED FOOD SUCTION & DISCHARGE	OIL BASED FOOD DISCHARGE	POTABLE WATER	PSI RATING CONSTANT	TEMP	VACUUM HG (IN)
				75	-22°F TO 176°F	✓
				See Catalog	-22°F TO 176°F	✓
				75	-22°F TO 176°F	

DRY POWDER DELIVERY, CEMENT/SAND	GROUT	PLASTER	SHOT & SAND BLAST, DRY ABRASIVE DELIVERY	PSI RATING	TEMP	VACUUM HG (IN)
				75	-22°F TO 176°F	
✓				See Catalog	-22°F TO 176°F	✓
				See Catalog	-22°F TO 176°F	
				600	-22°F TO 176°F	
			✓	150	-22°F TO 176°F	
			✓	150	-22°F TO 176°F	
	✓	✓		600	-22°F TO 176°F	
	✓	✓		800	-22°F TO 176°F	
	✓	✓		800	-22°F TO 176°F	
✓				75	-22°F TO 176°F	
✓				75	-22°F TO 176°F	
✓				150	-22°F TO 176°F	
✓				75	-22°F TO 176°F	

Application Guide



Petroleum Application Guide

PRODUCT	PAGE	AROMATIC CONTENT	BILGE PUMP	BIOFUELS (UP TO E98 AND B100)	CORRUGATED COVER	FUEL / OIL SUCTION & DISCHARGE	HOT TAR & ASPHALT SUCTION & DISCHARGE
6C5AA	54	✓			✓	✓	
CT601AA	50	✓			✓		
ST6D2AA	49						
T6D1AA	48						
T600AA	44-45						
T601AA	51	✓					
T604AA	52						
T605AA	53	✓				✓	
T605AH	55	✓				✓	
T606AE	56	✓			✓	✓	
T614AA	60						✓
T620AA	57	✓				✓	
T629AA	58	✓		✓		✓	
T631AA	61						✓
T631AE	62						
T650AH	59						
T653AA	46-47		✓				

* Working Pressure and vacuum ratings are based at ambient temperature of 68°F (20°C).

Specialty Hoses Application Guide

PRODUCT	PAGE	FURNACE DOOR COOLANT	MSHA UNDERGROUND MINE COMPLIANT
T146AK	74		✓
T957LL	75	✓	

* Working Pressure and vacuum ratings are based at ambient temperature of 68°F (20°C).

Steam & Hot Water Application Guide

PRODUCT	PAGE	STEAM CLEANER USE/ DETERGENTS OR OIL	HIGH TENSILE STEEL CORD REINFORCEMENT	RADIATOR	HOT WATER	PIN-PRICKED COVER	PSI RATING CONSTANT
T340AA	25	NO	✓			✓	270
T340AH	25	NO	✓			✓	270
T341AA	26	NO	✓			✓	270
T341AH	26	NO	✓			✓	270
T343AH	27	NO	✓			✓	270
T350LH	20	NO			✓		See Page 20
T350LL	20	NO			✓		See Page 20
T351LL	21	NO			✓		150
T351LG	21	NO			✓		150
T352AA	22-23	NO		✓	✓		75

* Working Pressure and vacuum ratings are based at ambient temperature of 68°F (20°C).

Water Suction And Discharge Application Guide

PRODUCT	PAGE	AGRICULTURAL FERTILIZERS	CHEMICAL SOLUTIONS	CONSTRUCTION	HEAVY DUTY	HIGH PRESSURE
T202AA	16	✓		✓		
T204AA	17			✓		
T253AA	18			✓		
T254AA	19			✓		

* Working Pressure and vacuum ratings are based at ambient temperature of 68°F (20°C).

HYDRAULIC SUCTION / RETURN	MARINE EXHAUST / FUEL FILL	OIL FIELD / FRACK DISCHARGE	OIL FIELD / FRACK TANK SUCTION	PETROLEUM DISCHARGE	PETROLEUM SUCTION / DISCHARGE	PSI	TEMP	VACUUM HG (IN)
			✓			150	-22°F TO 176°F	✓
			✓			150	-22°F TO 176°F	✓
		✓				400	-22°F TO 176°F	
		✓				400	-22°F TO 176°F	
	✓					75	- 4°F TO 212°F	✓
			✓			150	-22°F TO 176°F	✓
✓						See Catalog	-40°F TO 212°F	✓
					✓	150	-22°F TO 176°F	✓
					✓	150	-22°F TO 176°F	✓
					✓	150	-65°F TO 180°F	
						150	- 4°F TO 356°F	✓
					✓	300	-22°F TO 176°F	✓
					✓	150	-22°F TO 176°F	✓
						300	-22°F TO 176°F	
				✓		300	-22°F TO 356°F	
				✓		150	-22°F TO 176°F	
						75	-22°F TO 176°F	

PIN-PRICKED	PSI RATING	TEMP
✓	1000	-22°F to 200°F
	300	Tube: -40°F to 248°F Cover: -40°F to 1000°F


SATURATED STEAM	SHIPYARDS & CHEMICAL PLANTS	REFINERY	SUPERHEATED STEAM	PAPER MILL WASH DOWN	FOOD & DAIRY WASHDOWN	TAPPED NOZZLE	TEMP
✓							-40°F TO 430°F
✓							-40°F TO 430°F
✓	✓		✓				-40°F TO 430°F
✓	✓		✓				-40°F TO 430°F
✓		✓	✓				-40°F TO 430°F
				✓	✓		See Page 20
✓				✓	✓		See Page 20
				✓	✓	✓	-40°F TO 248°F
				✓	✓	✓	-40°F TO 248°F

IRRIGATION	LAYFLAT	MAX. REC. WP (PSI)	STEEL HELIX	WATER DISCHARGE	WATER SUCTION	TEMP	VACUUM HG (IN)
✓		150	✓	✓	✓	-22°F TO 176°F	✓
✓		75	✓	✓	✓	-22°F TO 176°F	✓
✓	✓	150		✓		-22°F TO 176°F	
✓		150		✓		-40°F TO 248°F	

Compressed Air



T140AK Braided Steel Wire Air Hose



Applications:

High pressure air hose for heavy-duty use in mines, quarries, construction and industry.

Cover:

Yellow SBR – abrasion and ozone resistant – pin pricked.

Reinforcement:

High tensile steel wire braids.

Tube:

Black Extruded SBR – resistant to oil mist.

Working Pressure:

Constant Pressure –
40 Bar (600 PSI): 1/2", 3/4", 1", 1 1/4", 1 1/2", 2"
30 Bar (450 PSI): 2 1/2", 3", 4"

Temperature Range:

-22°F (-30°C) to 176°F (+80°C)

Branding:

ALFAGOMMA – ITALY – T140 STEEL AIR (embossed)

Standard Length:

50 or 100 feet

Nominal Specifications


Series	ID (in.)	ID (mm)	OD (in.)	OD (mm)	Max Rec. WP (PSI)	Min. Bending Radius (in. @ 68°F)	Weight (lbs./ft.)
T140AK050	1/2	13	0.87	22	600	2 1/2	0.28
T140AK075	3/4	19	1.10	28	600	4	0.37
T140AK100	1	25	1.34	34	600	5	0.47
T140AK125	1 1/4	32	1.65	42	600	6 1/2	0.72
T140AK150	1 1/2	38	1.89	48	600	7 1/2	0.86
T140AK200	2	51	2.52	64	600	10	1.34
T140AK250	2 1/2	63	3.03	77	450	12 1/2	1.64
T140AK300	3	76	3.54	90	450	15	1.95
T140AK400	4	102	4.65	118	450	20	2.75

COUPLING SUGGESTIONS

Steel or malleable iron male insert NPT, female ground joint or washer type with spud, or universal quick-acting couplings attached with 2 or 4 bolt interlocking clamps or bands.

★ Kuriyama offers a full line of Quick-Acting couplings, pin lug shank couplings and combination nipples. Refer to current Kuriyama-Couplings™ and Accessories Catalog for type and pricing.

BECAUSE WE CONTINUALLY EXAMINE WAYS TO IMPROVE OUR PRODUCTS, WE RESERVE THE RIGHT TO ALTER SPECIFICATIONS OR DISCONTINUE PRODUCTS WITHOUT PRIOR NOTICE.



T142AK

High Temperature – Oil Resistant Steel Braided Reinforced Air Hose

Applications:

High pressure air for mines and quarries. Designed for long lasting service and maximum safety in heavy duty applications where resistance to oil is required.

Cover:

Yellow SBR/NBR – abrasion, ozone, hydrocarbon and flame resistant – pin pricked.

Reinforcement:

High tensile steel wire braids.

Tube:

Black Extruded NBR (RMA Class A) – oil mist resistant.

Working Pressure:

40 Bar (600 PSI) 2"
30 Bar (450 PSI) 2 1/2", 3"

Temperature Range:

-40°F (-40°C) to 248°F (+120°C)

Branding:

ALFAGOMMA – ITALY T142 HIGH TEMP STEEL AIR – OIL RESISTANT (embossed)

Standard Lengths:

100 feet: 2" through 3"
50 feet: 2" and 3"

Nominal Specifications

Series	ID (in.)	ID (mm)	OD (in.)	OD (mm)	Max Rec. WP (PSI)	Min. Bending Radius (in. @ 68°F)	Weight (lbs./ft.)
T142AK200	2	51	2.52	64	600	10	1.16
T142AK250	2 1/2	63	3.03	77	450	12 1/2	1.93
T142AK300	3	76	3.54	90	450	15	1.91

COUPLING SUGGESTIONS

Steel or malleable iron male insert NPT, female ground joint or washer type with spud, or universal quick-acting couplings attached with 2 or 4 bolt interlocking clamps or bands.

★ Kuriyama offers a full line of Quick-Acting couplings, pin lug shank couplings and combination nipples. Refer to current Kuriyama-Couplings™ and Accessories Catalog for type and pricing.

BECAUSE WE CONTINUALLY EXAMINE WAYS TO IMPROVE OUR PRODUCTS, WE RESERVE THE RIGHT TO ALTER SPECIFICATIONS OR DISCONTINUE PRODUCTS WITHOUT PRIOR NOTICE.

Compressed Air



T155AK 300 PSI Textile Cord "Air Drill" Hose



Applications:

High quality air hose for mining and construction service.

Cover:

Yellow SBR – abrasion and ozone-resistant.

Reinforcement:

Spiraled, high tensile textile cords.

Tube:

Black SBR/NBR blend – oil mist resistant.

Working Pressure:

Constant Pressure – 20 Bar (300 PSI)

Temperature Range:

-22°F (-30°C) to 176°F (+80°C)

Branding:

ALFAGOMMA – ITALY – T155 20 BAR (300 PSI) AIR (in blue letters)

Standard Length:

100 feet: 1/2" through 4"

50 feet: 1/2", 1" and 2" through 4"

Nominal Specifications

Series	ID (in.)	ID (mm)	OD (in.)	OD (mm)	Max Rec. WP (PSI)	Weight (lbs./ft.)
T155AK050	1/2	13	0.83	21	300	0.22
T155AK075	3/4	19	1.14	29	300	0.38
T155AK100	1	25	1.38	35	300	0.48
T155AK125	1 1/4	32	1.73	44	300	0.60
T155AK150	1 1/2	38	1.97	50	300	0.70
T155AK200	2	51	2.56	65	300	1.12
T155AK250	2 1/2	63	3.11	79	300	1.55
T155AK300	3	76	3.62	92	300	1.89
T155AK400	4	102	4.65	118	300	2.47


COUPLING SUGGESTIONS

Steel or malleable iron male insert NPT, female ground joint or washer type with spud, attached with 2 or 4 bolt interlocking clamps or bands.

Universal couplings may be used on sizes (1/2" – 2")

★ Kuriyama offers a full line of Quick-Acting couplings, pin lug shank couplings and combination nipples. Refer to current Kuriyama-Couplings™ and Accessories Catalog for type and pricing.

BECAUSE WE CONTINUALLY EXAMINE WAYS TO IMPROVE OUR PRODUCTS, WE RESERVE THE RIGHT TO ALTER SPECIFICATIONS OR DISCONTINUE PRODUCTS WITHOUT PRIOR NOTICE.



T902AA

150 PSI High Quality Hot Air Blower Hose

Applications:

Hot air transfer between the air compressor and dry bulk tank on bulk material carriers.

Cover:

Black EPDM – heat, abrasion and ozone resistant.

Reinforcement:

Spiraled high tensile textile cords with flexible steel helix wire.

Tube:

Black EPDM – heat-resistant.

Working Pressure:

Constant Pressure – 10 Bar (150 PSI)

Temperature Range:

-40°F (-40°C) to 356°F (+180°C)

Branding:

ALFAGOMMA – ITALY T902 10 BAR (150 PSI) – HOT AIR SERVICE (in white letters)

Standard Length:

100 feet

Nominal Specifications

Series	ID (in.)	ID (mm)	OD (in.)	OD (mm)	Max Rec. WP (PSI)	Vacuum HG (in.)	Min. Bending Radius (in. @ 68°F)	Weight (lbs./ft.)
T902AA200	2	51	2.48	63	150	30	6	1.01
T902AA300	3	76	3.54	90	150	27	9	1.60
T902AA400	4	102	4.57	116	150	27	12	2.23

COUPLING SUGGESTIONS

Quick-Acting, pin lug, short shank couplings or combination nipples attached with single bolt, double bolt, wire or band type clamps.

★ Kuriyama offers a full line of Quick-Acting couplings, pin lug shank couplings and combination nipples. Refer to current Kuriyama-Couplings™ and Accessories Catalog for type and pricing.

BECAUSE WE CONTINUALLY EXAMINE WAYS TO IMPROVE OUR PRODUCTS, WE RESERVE THE RIGHT TO ALTER SPECIFICATIONS OR DISCONTINUE PRODUCTS WITHOUT PRIOR NOTICE.

Compressed Air



T903LE 150 PSI High Quality FDA Hot Air Blower Hose

**Applications:**

Hot air transfer between the air compressor and dry bulk tank on bulk material carriers.

Cover:

Blue EPDM – heat, abrasion and ozone resistant.

Reinforcement:

Spiraled high tensile textile cords with flexible steel helix wire.

Tube:

White EPDM – heat-resistant. Meets FDA requirements.

Working Pressure:

Constant Pressure – 10 Bar (150 PSI)

Temperature Range:

-40°F (-40°C) to 356°F (+180°C)

Branding:

ALFAGOMMA – ITALY T903 10 BAR (150 PSI) – HOT AIR SERVICE – FDA (in white letters)

Standard Length:

100 feet

Nominal Specifications

Series	ID (in.)	ID (mm)	OD (in.)	OD (mm)	Max Rec. WP (PSI)	Vacuum HG (in.)	Min. Bending Radius (in. @ 68°F)	Weight (lbs./ft.)
T903LE300	3	76	3.54	90	150	27	9	1.65
T903LE400	4	102	4.57	116	150	27	12	2.26

COUPLING SUGGESTIONS

Quick-Acting, pin lug, short shank couplings or combination nipples attached with single bolt, double bolt, wire or band type clamps.

- ★ Kuriyama offers a full line of Quick-Acting couplings, pin lug shank couplings and combination nipples. Refer to current Kuriyama-Couplings™ and Accessories Catalog for type and pricing.

BECAUSE WE CONTINUALLY EXAMINE WAYS TO IMPROVE OUR PRODUCTS, WE RESERVE THE RIGHT TO ALTER SPECIFICATIONS OR DISCONTINUE PRODUCTS WITHOUT PRIOR NOTICE.

Water Suction



T202AA 150 PSI EPDM General Purpose Water S & D Hose

FOR APPLICATIONS INVOLVING INDUSTRIAL ACID CHEMICALS AND ALCOHOLS, PLEASE REFER TO T505OG AND T509OE CHEMICAL HOSES



Applications:

Suction and discharge of non-corrosive liquids for irrigation, construction, fertilizers and lasso acid solutions.

Cover:

Black EPDM – abrasion and ozone resistant.

Reinforcement:

Spiraled high tensile textile cords with flexible steel helix wire.

Tube:

Black EPDM.

Working Pressure:

Constant Pressure – 10 Bar (150 PSI)

Temperature Range:

-40°F (-40°C) to 212°F (+100°C)

Branding:

ALFAGOMMA – ITALY – T202 10 BAR (150 PSI)

GENERAL PURPOSE EPDM (in green letters)

Standard Length:

100 feet: 1" through 6"

20, 50 feet: 5"

20, 25 feet: 8"

20, 25, 50 feet: 6"

20 feet: 10" through 12"

Nominal Specifications

Series	ID (in.)	ID (mm)	OD (in.)	OD (mm)	Max Rec. WP (PSI)	Vacuum HG (in.)	Min. Bending Radius (in. @ 68°F)	Weight (lbs./ft.)
T202AA100	1	25	1.38	35	150	30	4	0.47
T202AA125	1 1/4	32	1.65	42	150	30	5	0.56
T202AA150	1 1/2	38	1.89	48	150	30	6	0.64
T202AA200	2	51	2.40	61	150	30	8	0.84
T202AA250	2 1/2	63	2.95	75	150	27	10	1.20
T202AA300	3	76	3.46	88	150	27	12	1.44
T202AA350	3 1/2	90	4.02	102	150	27	14	1.82
T202AA400	4	102	4.49	114	150	27	16	2.03
T202AA500	5	127	5.55	141	150	24	25	3.18
T202AA600	6	152	6.54	166	150	24	30	4.01
T202AA800	8	203	8.70	221	150	21	40	6.59
T202AA1000	10	254	10.71	272	150	18	50	9.03
T202AA1200	12	305	12.87	327	150	18	61	12.54

COUPLING SUGGESTIONS

Quick-Acting, pin lug, short shank couplings or combination nipples attached with single bolt, double bolt, wire or band type clamps.

★ Kuriyama offers a full line of Quick-Acting couplings, pin lug shank couplings and combination nipples. Refer to current Kuriyama-Couplings™ and Accessories Catalog for type and pricing.

BECAUSE WE CONTINUALLY EXAMINE WAYS TO IMPROVE OUR PRODUCTS, WE RESERVE THE RIGHT TO ALTER SPECIFICATIONS OR DISCONTINUE PRODUCTS WITHOUT PRIOR NOTICE.



T204AA 75 PSI SBR Water S & D Hose

Applications:

Suction and discharge of water for irrigation and construction.

Cover:

Black SBR – ozone and abrasion-resistant.

Reinforcement:

Spiraled high tensile textile cords with flexible steel helix wire.

Tube:

Black SBR.

Working Pressure:

Constant Pressure – 5 Bar (75 PSI)

Temperature Range:

-22°F (-30°C) to 176°F (+80°C)

Branding:

ALFAGOMMA– ITALY – T204 (embossed)

Standard Length:

20, 25, 50, 100 feet: 6"
20, 25, feet: 8"

Nominal Specifications

Series	ID (in.)	ID (mm)	OD (in.)	OD (mm)	Max Rec. WP (PSI)	Vacuum HG (in.)	Min. Bending Radius (in. @ 68°F)	Weight (lbs./ft.)
T204AA600	6	152	6.54	166	75	24	30	4.13
T204AA800	8	203	8.70	221	75	21	40	7.06

COUPLING SUGGESTIONS

Quick-Acting, pin lug, short shank couplings or combination nipples attached with single bolt, double bolt, wire or band type clamps.

★ Kuriyama offers a full line of Quick-Acting couplings, pin lug shank couplings and combination nipples. Refer to current Kuriyama-Couplings™ and Accessories Catalog for type and pricing.

BECAUSE WE CONTINUALLY EXAMINE WAYS TO IMPROVE OUR PRODUCTS, WE RESERVE THE RIGHT TO ALTER SPECIFICATIONS OR DISCONTINUE PRODUCTS WITHOUT PRIOR NOTICE.

Water Discharge



T253AA 150 PSI EPDM Layflat Water Discharge Hose

FOR APPLICATIONS INVOLVING INDUSTRIAL ACID CHEMICALS AND ALCOHOLS, PLEASE REFER TO T505OG AND T509OE CHEMICAL HOSES



Applications:

High pressure, 150 PSI lay flat type hose for general industrial construction and irrigation.

Cover:

Black EPDM – abrasion and ozone-resistant.

Reinforcement:

High tensile textile cords.

Tube:

Black EPDM.

Working Pressure:

Constant Pressure – 10 Bar (150 PSI)

Temperature Range:

-22°F (-30°C) to 176°F (+80°C)

Branding:

ALFAGOMMA – ITALY – T253 10 BAR (150 PSI) EPDM WATER DISCHARGE (in green letters)

Standard Length:

100 feet: 1 1/2" through 10"
50 feet: 6", 6 5/8", 8", 10" & 12"

* 6⁵/₈" referred to as Elephant Trunk Hose – Ideal for "Irrigation Boots."

Nominal Specifications


Series	ID (in.)	ID (mm)	OD (in.)	OD (mm)	Max Rec. WP (PSI)	Weight (lbs./ft.)
T253AA150	1 1/2	38	1.81	46	150	0.37
T253AA200	2	51	2.32	59	150	0.50
T253AA250	2 1/2	63	2.80	71	150	0.60
T253AA300	3	76	3.31	84	150	0.86
T253AA400	4	102	4.33	110	150	1.19
T253AA600	6	152	6.38	162	150	2.00
T253AA662	6 5/8	168	7.01	178	150	2.17
T253AA800	8	203	8.46	215	150	2.82
T253AA1000	10	254	10.63	270	150	5.11
T253AA1200	12	305	12.56	319	150	5.93

COUPLING SUGGESTIONS

Quick-Acting, pin lug, short shank couplings or combination nipples attached with single bolt, double bolt, wire or band type clamps.

★ Kuriyama offers a full line of Quick-Acting couplings, pin lug shank couplings and combination nipples. Refer to current Kuriyama-Couplings™ and Accessories Catalog for type and pricing.

BECAUSE WE CONTINUALLY EXAMINE WAYS TO IMPROVE OUR PRODUCTS, WE RESERVE THE RIGHT TO ALTER SPECIFICATIONS OR DISCONTINUE PRODUCTS WITHOUT PRIOR NOTICE.



T254AA 150 PSI SBR Water Discharge Hose

Applications:

Water discharge hose for construction and irrigation.

Cover:

Black SBR – abrasion and ozone-resistant.

Reinforcement:

High tensile textile cords.

Tube:

Black SBR.

Working Pressure:

Constant Pressure – 10 Bar (150 PSI)

Temperature Range:

-22°F (-30°C) to 176°F (+80°C)

Standard Length:

100 feet: 1 1/2" through 8"

50 feet: 8"

Nominal Specifications

Series	ID (in.)	ID (mm)	OD (in.)	OD (mm)	Max Rec. WP (PSI)	Weight (lbs./ft.)
T254AA150	1 1/2	38	1.89	48	150	0.66
T254AA200	2	51	2.40	61	150	0.87
T254AA300	3	76	3.46	88	150	1.54
T254AA400	4	102	4.49	114	150	2.08
T254AA600	6	152	6.54	166	150	3.13
T254AA800	8	203	8.62	219	150	4.64

COUPLING SUGGESTIONS

Quick-Acting, pin lug, short shank couplings or combination nipples attached with single bolt, double bolt, wire or band type clamps.

★ Kuriyama offers a full line of Quick-Acting couplings, pin lug shank couplings and combination nipples. Refer to current Kuriyama-Couplings™ and Accessories Catalog for type and pricing.

BECAUSE WE CONTINUALLY EXAMINE WAYS TO IMPROVE OUR PRODUCTS, WE RESERVE THE RIGHT TO ALTER SPECIFICATIONS OR DISCONTINUE PRODUCTS WITHOUT PRIOR NOTICE.

Hot Water



T350LL / T350LH 225 PSI Premium Paper Mill/Creamery Wash Down Hose – No Nozzle

**Now Food
Grade!**

T350LL
White Cover

T350LH
Red Cover



Applications:

For general wash down service, using hot water or low pressure saturated steam in processing plants and facilities and in food and dairy plants.

Cover:

Red EPDM – heat, abrasion and ozone resistant.
White EPDM – heat, abrasion and ozone resistant.

Reinforcement:

High tensile textile cords.

Tube:

White EPDM. Meets FDA and 3A requirements.

Working Pressure:

Constant Pressure – 15 Bar (225 PSI)

Steam Pressure:

Constant Pressure – 6 Bar (90 PSI)

Temperature Range:

Water -40°F (-40°C) to 248°F (+120°C)
Steam 330°F to (+165°C)

Branding:

ALFAGOMMA – ITALY – T350 6 BAR (90 PSI) STEAM
15 BAR (225 PSI) HOT WATER (embossed)

Standard Length:

200 feet – eliminates bulky hookups

*T350 fully complies with the requirements listed in FDA CFR21.

Nominal Specifications

Series	ID (in.)	ID (mm)	OD (in.)	OD (mm)	Max Rec. WP (PSI)	Weight (lbs./ft.)
T350LL050	1/2	13	0.91	23	225	0.27
T350LL062	5/8	16	1.02	26	225	0.31
T350LL075	3/4	19	1.22	31	225	0.44
T350LL100	1	25	1.46	37	225	0.54
T350LL125	1 1/4	32	1.81	46	225	0.63
T350LL150	1 1/2	38	2.05	52	225	0.74
T350LL200	2	51	2.64	67	225	1.12
T350LH075	3/4	19	1.22	31	225	0.44
T350LH100	1	25	1.46	37	225	0.54

COUPLING SUGGESTIONS

Short shank, long shank couplings (NPT, GHT), barbed inserts attached with bands.

BECAUSE WE CONTINUALLY EXAMINE WAYS TO IMPROVE OUR PRODUCTS, WE RESERVE THE RIGHT TO ALTER SPECIFICATIONS OR DISCONTINUE PRODUCTS WITHOUT PRIOR NOTICE.



T351LL / T351LG 150 PSI Premium Paper Mill/ Creamery Wash Down Hose With Tapered Nozzle

T351LL
White Cover

T351LG
Green Cover

**Now Food
Grade!**

Applications:

For general wash down service, using hot and cold water in paper mills and in food and dairy plants.

Cover:

White or green EPDM – heat, abrasion and ozone resistant.

Reinforcement:

High tensile textile cords.

Tube:

White EPDM. Meets FDA and 3A requirements.

Working Pressure:

Constant Pressure – 10 Bar (150 PSI)

Temperature Range:

-40°F (-40°C) to 248°F (+120°C)

Standard Length:

50 feet including 6" long built-in tapered nozzle*

***Tapered Nozzle Hole Size**

3/4" and 1" ID..... 3/8"
1 1/4" ID..... 1/2"
1 1/2" ID 5/8"

*T351 fully complies with the requirements listed in FDA CFR21.

Nominal Specifications						
Series	ID (in.)	ID (mm)	OD (in.)	OD (mm)	Max Rec. WP (PSI)	Weight (lbs./ft.)
T351LL/LG075	3/4	19	1.22	31	150	0.44
T351LL/LG100	1	25	1.46	37	150	0.54
T351LL/LG125	1 1/4	32	1.81	46	150	0.78
T351LL/LG150	1 1/2	38	2.05	52	150	0.91

COUPLING SUGGESTIONS

Short shank, long shank couplings (NPT, GHT), barbed inserts attached with bands.

T352AA 75 PSI Radiator Hose



Applications:

Radiator hose.

Cover:

Black EPDM – heat, abrasion and ozone resistant.

Reinforcement:

High tensile textile cords.

Tube:

Black EPDM.

Working Pressure:

5 Bar (75 PSI)

Temperature Range:

-40°F (-40°C) to 248°F (+120°C)

Branding:

ALFAGOMMA – ITALY – T-352 RADIATOR – DIN 73411 – dia mm / in. SAE 20R1-D2 (in yellow letters)


Standard Length:

12 1/2 foot and 200 foot coils for 1/2" to 2" ID sizes,
12 1/2 foot coils for 2 3/16" to 5" sizes

Nominal Specifications							
Series	ID (in.)	ID (mm)	OD (in.)	OD (mm)	Max Rec. WP (PSI)	Available Length	Weight (lbs./ft.)
T352AA050X12.6	1/2	13	0.83	21	75	12'6" Coil	0.19
T352AA050X200	1/2	13	0.83	21	75	200' Coil	0.19
T352AA062X12.6	5/8	16	0.94	24	75	12'6" Coil	0.22
T352AA062X200	5/8	16	0.94	24	75	200' Coil	0.22
T352AA071X12.6	11/16	18	1.02	26	75	12'6" Coil	0.24
T352AA071X200	11/16	18	1.02	26	75	200' Coil	0.24
T352AA078X12.6	13/16	20	1.10	28	75	12'6" Coil	0.26
T352AA078X200	13/16	20	1.10	28	75	200' Coil	0.26
T352AA087X12.6	7/8	22	1.18	30	75	12'6" Coil	0.28
T352AA087X200	7/8	22	1.18	30	75	200' Coil	0.28
T352AA100X12.6	1	25	1.30	33	75	12'6" Coil	0.32
T352AA100X200	1	25	1.30	33	75	200' Coil	0.32
T352AA112X12.6	1 1/8	28	1.42	36	75	12'6" Coil	0.34
T352AA112X200	1 1/8	28	1.42	36	75	200' Coil	0.34
T352AA118X12.6	1 3/16	30	1.50	38	75	12'6" Coil	0.37
T352AA118X200	1 3/16	30	1.50	38	75	200' Coil	0.37

continued

BECAUSE WE CONTINUALLY EXAMINE WAYS TO IMPROVE OUR PRODUCTS, WE RESERVE THE RIGHT TO ALTER SPECIFICATIONS OR DISCONTINUE PRODUCTS WITHOUT PRIOR NOTICE.



T352AA 75 PSI Radiator Hose

Nominal Specifications

Series	ID (in.)	ID (mm)	OD (in.)	OD (mm)	Max Rec. WP (PSI)	Available Length	Weight (lbs./ft.)
T352AA125X12.6	1 1/4	32	1.57	40	75	12'6" Coil	0.39
T352AA125X200	1 1/4	32	1.57	40	75	200' Coil	0.39
T352AA137X12.6	1 3/8	35	1.69	43	75	12'6" Coil	0.42
T352AA137X200	1 3/8	35	1.69	43	75	200' Coil	0.42
T352AA150X12.6	1 1/2	38	1.89	48	75	12'6" Coil	0.57
T352AA150X200	1 1/2	38	1.89	48	75	200' Coil	0.57
T352AA157X12.6	1 9/16	40	1.97	50	75	12'6" Coil	0.60
T352AA157X200	1 9/16	40	1.97	50	75	200' Coil	0.60
T352AA162X12.6	1 5/8	42	2.05	52	75	12'6" Coil	0.63
T352AA162X200	1 5/8	42	2.05	52	75	200' Coil	0.63
T352AA175X12.6	1 3/4	45	2.17	55	75	12'6" Coil	0.66
T352AA175X200	1 3/4	45	2.17	55	75	200' Coil	0.66
T352AA189X12.6	1 7/8	48	2.28	58	75	12'6" Coil	0.70
T352AA189X200	1 7/8	48	2.28	58	75	200' Coil	0.70
T352AA200X12.6	2	51	2.40	61	75	12'6" Coil	0.75
T352AA200X200	2	51	2.40	61	75	200' Coil	0.75
T352AA218X12.6	2 3/16	55	2.56	65	75	12'6" Coil	0.80
T352AA225X12.6	2 1/4	57	2.64	67	75	12'6" Coil	0.82
T352AA238X12.6	2 3/8	60	2.76	70	75	12'6" Coil	0.86
T352AA250X12.6	2 1/2	63	2.87	73	75	12'6" Coil	0.90
T352AA275X12.6	2 3/4	70	3.15	80	75	12'6" Coil	0.97
T352AA300X12.6	3	76	3.39	86	75	12'6" Coil	1.04
T352AA315X12.6	3 1/8	80	3.54	90	75	12'6" Coil	1.10
T352AA354X12.6	3 9/16	90	4.02	102	75	12'6" Coil	1.36
T352AA400X12.6	4	102	4.49	114	75	12'6" Coil	1.52
T352AA450X12.6	4 1/2	116	5.00	127	75	12'6" Coil	1.69
T352AA500X12.6	5	127	5.55	141	75	12'6" Coil	2.16

BECAUSE WE CONTINUALLY EXAMINE WAYS TO IMPROVE OUR PRODUCTS, WE RESERVE THE RIGHT TO ALTER SPECIFICATIONS OR DISCONTINUE PRODUCTS WITHOUT PRIOR NOTICE.

Steam Hose Safety Facts



(Reprinted from RMA IP-11-1 Steam Hose)

Handling steam is a very hazardous situation. Using care and some safety precaution can minimize or eliminate personal or property damage.

SELECTING AND USING STEAM HOSE

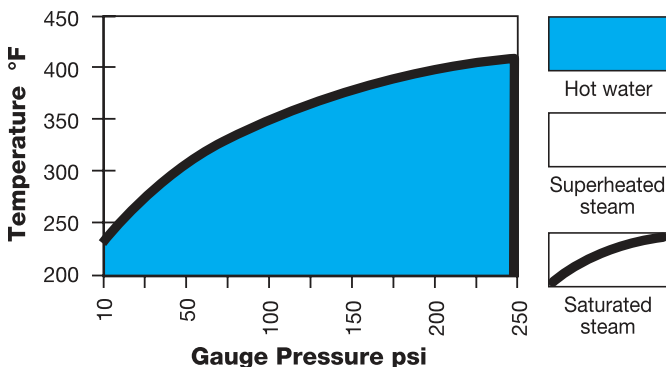
1. Make sure steam hose is identified as a steam hose. It should be branded as such, stating working pressure and temperature rating.
2. Make sure working pressure and temperature is not exceeded.
3. Do not allow hose to remain under pressure when not in use.
4. Avoid excess bending or flexing of hose near the coupling. Straight line operation is preferred. If bends are necessary as part of operation, spring guards may help.
5. Be sure and use recommended steam hose couplings and clamps on hose.

MAINTENANCE OF STEAM HOSE

1. Periodic inspection of hose should include looking for cover blisters and lumps.
2. Check for kinked areas that could damage hose.
3. Drain hose after each use to avoid tube damage before hose is put back in operation, to avoid "popcorning" of the tube.
4. Check tightness of clamps bolts after each use.
5. Check to see if clamps halves are touching. If they are, recouple hose with smaller clamps to insure proper tightness or grip around hose.
6. Do not store hose over hooks.
7. Steam hose lying on metal racks or installed around steel piping will dry out the hose, causing tube and cover cracking.
8. For service in sub-zero application, use only T-341 chlorbutyl hose.

The chart represents the three forms of water when subjected to heat and pressure. Use only hoses specifically designed for the application.

Gauge Pressure (psi)	Temperature of Saturated Steam (°F)
10	239
25	267
50	298
75	320
100	338
125	353
150	366
175	377
200	388
225	397
250	406



SELECTING AND USING STEAM HOSE

Gauge Pressure		Temperature	
psi	bar	°C	°F
25	1.73	130	267
30	2.07	134	274
35	2.42	138	281
40	2.76	141	287
45	3.11	144	292
50	3.45	148	298
60	4.14	153	307
70	4.83	158	316
80	5.52	162	324
90	6.21	166	330
100	6.90	170	338
120	8.28	177	350
140	9.66	182	361
160	11.04	188	371
180	12.42	193	379
200	13.80	198	388
225	15.53	203	397
250	17.25	208	406
275	18.98	212	414
300	20.70	216	422
325	22.43	221	429
350	24.15	225	437

CORROSIVE STEAM

When the water used to generate steam contains dissolved air, oxygen or carbon dioxide, then these gases end up as contaminants in the steam. At high temperatures of steam both oxygen and carbon dioxide are extremely corrosive.

Carbon dioxide is acidic and therefore attacks metals whereas the oxygen corrodes metals and oxidizes rubbers. Corrosion of metals in the presence of both oxygen and acids is forty times faster than with either alone. Boiler water is therefore normally treated not only to remove the "hardness" which would cause "furring" of the boiler but also to remove dissolved oxygen and carbon dioxide and to ensure that the steam is not only not acidic but even slightly alkaline. Boiler water treatment is a specialised subject beyond the scope of this technical sheet but correct steam generation is important.

DETERIORATION OF STEAM HOSE

Like all rubber products steam hoses have a finite life and are subject to gradual deterioration with use. However, it sometimes happens that hoses which have been giving a good life suddenly start failing without apparent reason. In such cases it is often a change in the steam conditions causing a rapid acceleration of a normal failure mode. It is therefore useful to consider how steam hoses normally last and thus how the condition of the steam affects hose life.

BECAUSE WE CONTINUALLY EXAMINE WAYS TO IMPROVE OUR PRODUCTS, WE RESERVE THE RIGHT TO ALTER SPECIFICATIONS OR DISCONTINUE PRODUCTS WITHOUT PRIOR NOTICE.



T340AH / T340AA
270 PSI EPDM
Braided Steam Hose

T340AH
Red Cover

T340AA
Black Cover

Warning
 Handling steam is very hazardous. If it is not properly controlled it can cause property damage, injury or even death. Selection for the proper application, usage, and maintenance will not only increase hose life but will insure safe operation for the user.

Applications:

The transfer of saturated steam up to 270 PSI and 410°F (+210°C).

- ★ **Use with superheated steam will shorten hose life. Proper draining of steam hose after each use will increase service life.**
- ★ **Not recommended for washdown applications where detergent or oils are present.**

Cover:

Red or black EPDM – heat-resistant. Wrapped cover fabric impression. Pin-pricked cover to allow venting.

Reinforcement:

High tensile steel wire braids.

Tube:

Black extruded EPDM – heat-resistant.

Not for steam cleaner use.

Working Pressure:

Constant Pressure – 18 Bar (270 PSI)

Temperature Range:

-40°F (-40°C) to 410°F (+210°C)

Branding:

ALFAGOMMA – ITALY T340 18 BAR (270 PSI) STEAM – DRAIN AFTER USE – QTR/YEAR (embossed)

Standard Length:

50 or 100 feet
 200 feet – 3/4"

Nominal Specifications

Series	ID (in.)	ID (mm)	OD (in.)	OD (mm)	Max Rec. WP (PSI)	Min. Bending Radius (in. @ 68°F)	Weight (lbs./ft.)
T340AH/AA050	1/2	13	0.91	23	270	5	0.28
T340AH/AA075	3/4	19	1.22	31	270	7 1/2	0.52
T340AH/AA100	1	25	1.50	38	270	10	0.60
T340AA200	2	51	2.64	67	270	20	1.38
T340AA250	2 1/2	63	3.19	81	270	25	1.99
T340AA300	3	76	3.70	94	270	30	2.50

REFER TO STEAM HOSE SAFETY FACTS ON PAGE 24.

COUPLING SUGGESTIONS

Steel or malleable iron male insert NPT or female ground joint or washer type with spuds attached with 2 or 4 bolt interlocking clamps.

- ★ Kuriyama offers a full line of ground joint couplings and clamps. Refer to current Kuriyama-Couplings™ and Accessories Catalog for type and pricing.
- ★ Universal quick-acting couplings should not be used with steam hose.

BECAUSE WE CONTINUALLY EXAMINE WAYS TO IMPROVE OUR PRODUCTS, WE RESERVE THE RIGHT TO ALTER SPECIFICATIONS OR DISCONTINUE PRODUCTS WITHOUT PRIOR NOTICE.

T341AH / T341AA 270 PSI Chlorobutyl Braided Steam Hose



Warning

Handling steam is very hazardous. If it is not properly controlled it can cause property damage, injury or even death. Selection for the proper application, usage, and maintenance will not only increase hose life but will insure safe operation for the user.

T341AH
Red Cover

T341AA
Black Cover

Applications:

The transfer of saturated and superheated steam up to 270 PSI and max 410°F (+210°C) in shipyards, chemical plants and industrial applications.

- ★ Proper draining of steam hose after each use will increase service life.
- ★ **Not recommended for washdown applications where detergent or oils are present.**

Cover:

Red or black EPDM – heat-resistant. Wrapped cover fabric impression. Pin-pricked cover to allow venting.

Reinforcement:

High tensile steel wire braids.

Tube:

Black extruded CIIR – heat-resistant.

Not for steam cleaner use.

Working Pressure:

Constant Pressure – 18 Bar (270 PSI)

Temperature Range:

-40°F (-40°C) to 410°F (+210°C)

Branding:

ALFAGOMMA – ITALY T341 18 BAR (270 PSI) STEAM – DRAIN AFTER USE – QTR/YEAR (embossed)

Standard Length:

50 or 100 feet

Nominal Specifications

Series	ID (in.)	ID (mm)	OD (in.)	OD (mm)	Max Rec. WP (PSI)	Min. Bending Radius (in. @ 68°F)	Weight (lbs./ft.)
T341AH/AA050	1/2	13	0.91	23	270	5	0.29
T341AH/AA075	3/4	19	1.22	31	270	7 1/2	0.53
T341AH/AA100	1	25	1.50	38	270	10	0.62
T341AH/AA125	1 1/4	32	1.81	46	270	12 1/2	0.89
T341AH/AA150	1 1/2	38	2.05	52	270	15	0.97
T341AH/AA200	2	51	2.64	67	270	20	1.44

*T341AA/AH 1 1/4", 1 1/2" & 2" not suitable for "Ship to Shore" service.

REFER TO STEAM HOSE SAFETY FACTS ON PAGE 24.

COUPLING SUGGESTIONS

Steel or malleable iron male insert NPT or female ground joint or washer type with spuds attached with 2 or 4 bolt interlocking clamps.

- ★ Kuriyama offers a full line of ground joint couplings and clamps. Refer to current Kuriyama-Couplings™ and Accessories Catalog for type and pricing.
- ★ Universal quick-acting couplings should not be used with steam hose.

BECAUSE WE CONTINUALLY EXAMINE WAYS TO IMPROVE OUR PRODUCTS, WE RESERVE THE RIGHT TO ALTER SPECIFICATIONS OR DISCONTINUE PRODUCTS WITHOUT PRIOR NOTICE.



T343AH 270 PSI Braided Refinery Steam hose

Warning

Handling steam is very hazardous. If it is not properly controlled it can cause property damage, injury or even death. Selection for the proper application, usage, and maintenance will not only increase hose life but will insure safe operation for the user.

Applications:

Saturated and superheated steam in applications where an oil resistant cover is needed.

- ★ **Use with superheated steam will shorten hose life. Proper draining of steam hose after each use will increase service life.**
- ★ **Not recommended for washdown applications where detergent or oils are present.**

Cover:

Red special compound - heat, oil-resistant, ozone and hydrocarbon resistant. Pin-pricked cover to allow venting.

Reinforcement:

High tensile steel wire braids.

Tube:

Black extruded EPDM – heat-resistant.

Not for steam cleaner use.

Working Pressure:

Constant Pressure – 18 Bar (270 PSI)

Temperature Range:

-40°F (-40°C) to 410°F (+210°C)

Branding:

Embossed brand ALFAGOMMA – ITALY T343 18 BAR (270 PSI) STEAM – DRAIN AFTER USE – QTR/YEAR

Standard Length:

50 or 100 feet

Nominal Specifications

Series	ID (in.)	ID (mm)	OD (in.)	OD (mm)	Max Rec. WP (PSI)	Min. Bending Radius (in. @ 68°F)	Weight (lbs./ft.)
T343AH075	3/4	19	1.22	31	270	7 1/2	0.54
T343AH100	1	25	1.50	38	270	10	0.66

REFER TO STEAM HOSE SAFETY FACTS ON PAGE 24.

COUPLING SUGGESTIONS

Steel or malleable iron male insert NPT or female ground joint or washer type with spuds attached with 2 or 4 bolt interlocking clamps.

- ★ Kuriyama offers a full line of ground joint couplings and clamps. Refer to current Kuriyama-Couplings™ and Accessories Catalog for type and pricing.
- ★ Universal quick-acting couplings should not be used with steam hose.

BECAUSE WE CONTINUALLY EXAMINE WAYS TO IMPROVE OUR PRODUCTS, WE RESERVE THE RIGHT TO ALTER SPECIFICATIONS OR DISCONTINUE PRODUCTS WITHOUT PRIOR NOTICE.

T405LL 150 PSI White Food S & D Hose



Applications:

Liquid, fatty, oily food and alcoholic beverage (max 75 proof) suction and discharge.

Hose may be sterilized with 5% soda solution.

★ **Not recommended for dry abrasive materials.**

Cover:

White NBR/PVC – abrasion, ozone and oil resistant.

Reinforcement:

Spiraled high tensile textile cords with flexible steel helix wire.

Tube:

White NBR. Meets FDA and 3A requirements.

Working Pressure:

Constant Pressure – 10 Bar (150 PSI)

Temperature Range:

-22°F (-30°C) to 176°F (+80°C)

Branding:

ALFAGOMMA – ITALY T405 10 BAR (150 PSI) – GENERAL PURPOSE FOOD QUALITY – S & D (black letters)

Standard Length:

100 feet

Nominal Specifications

Series	ID (in.)	ID (mm)	OD (in.)	OD (mm)	Max Rec. WP (PSI)	Vacuum HG (in.)	Min. Bending Radius (in. @ 68°F)	Weight (lbs./ft.)
T405LL100	1	25	1.46	37	150	30	3	0.61
T405LL150	1 1/2	38	1.97	50	150	30	4 1/2	0.84
T405LL200	2	51	2.48	63	150	30	6	1.08
T405LL300	3	76	3.46	88	150	27	9	1.71
T405LL400	4	102	4.57	116	150	27	12	2.36

CONSULT FOOD HOSE GUIDE FOR MATERIAL COMPATIBILITY ON PAGE 35.

COUPLING SUGGESTIONS

Quick-Acting or combination nipples attached with single bolt, double bolt, wire or band type clamps.

★ Kuriyama offers a full line of Quick-Acting couplings, pin lug shank couplings and combination nipples. Refer to current Kuriyama-Couplings™ and Accessories Catalog for type and pricing.

BECAUSE WE CONTINUALLY EXAMINE WAYS TO IMPROVE OUR PRODUCTS, WE RESERVE THE RIGHT TO ALTER SPECIFICATIONS OR DISCONTINUE PRODUCTS WITHOUT PRIOR NOTICE.



T405LB 150 PSI Grey Food S & D Hose

Applications:

Liquid, fatty, oily food and alcoholic beverage (max 75 proof) suction and discharge.

Hose may be sterilized with 5% soda solution.

★ **Not recommended for dry abrasive materials.**

Cover:

Grey NBR/PVC – abrasion, ozone and oil resistant.

Reinforcement:

Spiraled high tensile textile cords with flexible steel helix wire.

Tube:

White NBR. Meets FDA and 3A requirements.

Working Pressure:

Constant Pressure – 10 Bar (150 PSI)

Temperature Range:

-22°F (-30°C) to 176°F (+80°C)

Branding:

ALFAGOMMA – ITALY T405 10 BAR (150 PSI) – GENERAL PURPOSE FOOD QUALITY – S & D (black letters)

Standard Length:

100 feet

Nominal Specifications

Series	ID (in.)	ID (mm)	OD (in.)	OD (mm)	Max Rec. WP (PSI)	Vacuum HG (in.)	Min. Bending Radius (in. @ 68°F)	Weight (lbs./ft.)
T405LB150	1 1/2	38	1.97	50	150	30	4 1/2	0.84
T405LB200	2	51	2.48	63	150	30	6	1.08
T405LB300	3	76	3.46	88	150	27	9	1.71
T405LB400	4	102	4.57	116	150	27	12	2.36

CONSULT FOOD HOSE GUIDE FOR MATERIAL COMPATIBILITY ON PAGE 35.

COUPLING SUGGESTIONS

Quick-Acting or combination nipples attached with single bolt, double bolt, wire or band type clamps.

★ Kuriyama offers a full line of Quick-Acting couplings, pin lug shank couplings and combination nipples. Refer to current Kuriyama-Couplings™ and Accessories Catalog for type and pricing.

BECAUSE WE CONTINUALLY EXAMINE WAYS TO IMPROVE OUR PRODUCTS, WE RESERVE THE RIGHT TO ALTER SPECIFICATIONS OR DISCONTINUE PRODUCTS WITHOUT PRIOR NOTICE.

T410LL

240 PSI Food & Beverage S & D Hose – Crush Resistant



Applications:

Food and alcoholic beverage suction and discharge. Specially designed for wine, beer and spirits, up to 95 proof.

Hose may be sterilized with steam at 226°F (+130°C) for 30 minutes or with 5% soda solution.

★ **Not recommended for dry abrasive materials.**

Cover:

White EPDM – abrasion and ozone resistant.

Reinforcement:

High tensile textile cords with embedded **PET** helix.

Tube:

White nontoxic CIIR. Meets FDA and 3A requirements.

Working Pressure:

Constant Pressure – 16 Bar (240 PSI)

Temperature Range:

-22°F (-30°C) to 176°F (+80°C)

Branding:

ALFAGOMMA – ITALY T410 16 BAR (240 PSI) – FOOD SUCTION & DELIVERY – CRUSH RESISTANT (in black letters)

Standard Length:

100 feet

Nominal Specifications

Series	ID (in.)	ID (mm)	OD (in.)	OD (mm)	Max Rec. WP (PSI)	Vacuum HG (in.)	Min. Bending Radius (in. @ 68°F)	Weight (lbs./ft.)
T410LL100	1	25	1.46	37	240	30	4	0.60
T410LL150	1 1/2	38	2.05	52	240	30	6	1.00
T410LL200	2	51	2.56	65	240	30	8	1.29
T410LL300	3	76	3.62	92	240	30	12	2.23

CONSULT FOOD HOSE GUIDE FOR MATERIAL COMPATIBILITY ON PAGE 35.

COUPLING SUGGESTIONS

Quick-Acting couplings attached with bands.

★ Kuriyama offers a full line of Quick-Acting couplings, pin lug shank couplings and combination nipples. Refer to current Kuriyama-Couplings™ and Accessories Catalog for type and pricing.

BECAUSE WE CONTINUALLY EXAMINE WAYS TO IMPROVE OUR PRODUCTS, WE RESERVE THE RIGHT TO ALTER SPECIFICATIONS OR DISCONTINUE PRODUCTS WITHOUT PRIOR NOTICE.



T410LB

240 PSI Food & Beverage S & D Hose – Crush Resistant

Applications:

Food and alcoholic beverage suction and discharge. Specially designed for wine, beer and spirits, up to 95 proof.

Hose may be sterilized with steam at 226°F (+130°C) for 30 minutes or with 5% soda solution.

★ **Not recommended for dry abrasive materials.**

Cover:

Grey EPDM – abrasion and ozone resistant.

Reinforcement:

High tensile textile cords with embedded PET helix.

Tube:

White nontoxic CIIR. Meets FDA and 3A requirements.

Working Pressure:

Constant Pressure – 16 Bar (240 PSI)

Temperature Range:

-22°F (-30°C) to 176°F (+80°C)

Branding:

ALFAGOMMA – ITALY T410 16 BAR (240 PSI) – FOOD SUCTION & DELIVERY – CRUSH RESISTANT (in black letters)

Standard Length:

100 feet

Nominal Specifications

Series	ID (in.)	ID (mm)	OD (in.)	OD (mm)	Max Rec. WP (PSI)	Vacuum HG (in.)	Min. Bending Radius (in. @ 68°F)	Weight (lbs./ft.)
T410LB100	1	25	1.46	37	240	30	5	0.60
T410LB200	2	51	2.56	65	240	30	8	1.29
T410LB300	3	76	3.62	92	240	30	12	2.23

CONSULT FOOD HOSE GUIDE FOR MATERIAL COMPATIBILITY ON PAGE 35.

COUPLING SUGGESTIONS

Quick-Acting couplings attached with bands.

★ Kuriyama offers a full line of Quick-Acting couplings, pin lug shank couplings and combination nipples. Refer to current Kuriyama-Couplings™ and Accessories Catalog for type and pricing.

BECAUSE WE CONTINUALLY EXAMINE WAYS TO IMPROVE OUR PRODUCTS, WE RESERVE THE RIGHT TO ALTER SPECIFICATIONS OR DISCONTINUE PRODUCTS WITHOUT PRIOR NOTICE.

FDA Liquid Food Transfer



T426LB 150 PSI Grey Food S & D Hose–Corrugated

CORRUGATED



**NEW
PRODUCT**

Applications:

Liquid, fatty, oily food and alcoholic beverage (max 75 proof) suction and discharge.

Hose may be sterilized with 5% soda solution.

★ **Not recommended for dry abrasive materials.**

Cover:

Grey NBR/PVC – abrasion, ozone and oil resistant.

Reinforcement:

High tensile textile cords with flexible steel helix wire.

Tube:

White NBR. Meets FDA and 3A requirements.

Working Pressure:

Constant Pressure – 10 Bar (150 PSI)

Temperature Range:

-22°F (-30°C) to 176°F (+80°C)

Branding:

ALFAGOMMA – ITALY T426 10 BAR (150 PSI) – GENERAL PURPOSE FOOD QUALITY – S & D (black letters)

Standard Length:

100 feet

Nominal Specifications

Series	ID (in.)	ID (mm)	OD (in.)	OD (mm)	Max Rec. WP (PSI)	Vacuum HG (in.)	Min. Bending Radius (in. @ 68°F)	Weight (lbs./ft.)
T426LB300	3	76	3.62	92	150	30	6	1.84
T426LB400	4	102	4.65	118	150	30	8	2.69

CONSULT FOOD HOSE GUIDE FOR MATERIAL COMPATIBILITY ON PAGE 35.

COUPLING SUGGESTIONS

Quick-Acting or combination nipples attached with single bolt, double bolt, wire or band type clamps.

★ Kuriyama offers a full line of Quick-Acting couplings, pin lug shank couplings and combination nipples. Refer to current Kuriyama-Couplings™ and Accessories Catalog for type and pricing.

BECAUSE WE CONTINUALLY EXAMINE WAYS TO IMPROVE OUR PRODUCTS, WE RESERVE THE RIGHT TO ALTER SPECIFICATIONS OR DISCONTINUE PRODUCTS WITHOUT PRIOR NOTICE.



T455LL 150 PSI Food Discharge Hose

Applications:

Discharge of liquid, fatty, oily foods and alcoholic beverages (max 75 proof).

Hose may be sterilized with 5% soda solution.

★ **Not recommended for dry abrasive materials.**

Cover:

White NBR/PVC blend – abrasion, ozone and oil resistant.

Reinforcement:

High tensile textile cords.

Tube:

White NBR. Meets FDA and 3A requirements.

Working Pressure:

Constant Pressure – 10 Bar (150 PSI)

Temperature Range:

-22°F (-30°C) to 176°F (+80°C)

Branding:

ALFAGOMMA – ITALY T455 10 BAR (150 PSI) – GENERAL PURPOSE FOOD TRANSFER (in black letters)

Standard Length:

100 feet

Nominal Specifications

Series	ID (in.)	ID (mm)	OD (in.)	OD (mm)	Max Rec. WP (PSI)	Weight (lbs./ft.)
T455LL150	1 1/2	38	1.89	48	150	0.60
T455LL200	2	51	2.48	63	150	0.95
T455LL300	3	76	3.46	88	150	1.38

CONSULT FOOD HOSE GUIDE FOR MATERIAL COMPATIBILITY ON PAGE 35.

COUPLING SUGGESTIONS

Quick-Acting couplings attached with bands.

★ Kuriyama offers a full line of Quick-Acting couplings, pin lug shank couplings and combination nipples. Refer to current Kuriyama-Couplings™ and Accessories Catalog for type and pricing.

BECAUSE WE CONTINUALLY EXAMINE WAYS TO IMPROVE OUR PRODUCTS, WE RESERVE THE RIGHT TO ALTER SPECIFICATIONS OR DISCONTINUE PRODUCTS WITHOUT PRIOR NOTICE.

T452LE

150 PSI Potable Water Hose
Hose is not NSF Approved



Applications:

Discharge of water used for drinking. Most often used for temporary water lines in construction and industrial applications.

Cover:

Blue SBR/EPDM blend – abrasion and ozone resistant.

Reinforcement:

High tensile textile cords.

Tube:

White NR. Meets FDA and 3A requirements.

Working Pressure:

Constant Pressure – 10 Bar (150 PSI)

Temperature Range:

-22°F (-30°C) to 176°F (+80°C)

Branding:

ALFAGOMMA – ITALY T452 10 BAR POTABLE WATER HOSE (150 PSI) WP (in white letters)

Standard Length:

100 feet

Nominal Specifications

Series	ID (in.)	ID (mm)	OD (in.)	OD (mm)	Max Rec. WP (PSI)	Weight (lbs./ft.)
T452LE150	1 1/2	38	1.97	50	150	0.73
T452LE200	2	51	2.56	65	150	1.13
T452LE300	3	76	3.62	92	150	1.88
T452LE400	4	102	4.65	118	150	2.51

CONSULT FOOD HOSE GUIDE FOR MATERIAL COMPATIBILITY ON PAGE 35.

COUPLING SUGGESTIONS

Quick-Acting couplings attached with bands.

★ Kuriyama offers a full line of Quick-Acting couplings. Refer to current Kuriyama-Couplings™ and Accessories Catalog for type and pricing.

BECAUSE WE CONTINUALLY EXAMINE WAYS TO IMPROVE OUR PRODUCTS, WE RESERVE THE RIGHT TO ALTER SPECIFICATIONS OR DISCONTINUE PRODUCTS WITHOUT PRIOR NOTICE.

The following data is based on tests and believed to be reliable; however, we emphasize that the tabulation should be used as a guide only, since it does not take into consideration all variables such as elevated temperatures, fluid contamination, concentration, etc. that may be encountered in actual use. All critical applications should be tested. Contact ALFAGOMMA for recommendation and assistance.

KEY TO FDA LIQUID MATERIAL COMPATIBILITY CHART

Key to General Chemical Resistance Chart [all data based on 20°C (68°F) unless noted]:

E – Excellent; G – Good; F – Fair; C – Conditional; I – Insufficient Data; X – Not Recommended; Blank – No Data

Alfagomma® hoses are produced using silicone free release agents.

FOOD	NATURAL RUBBER	CHLOROBUTYL	EPDM	NBR
BEER	F	G	E	E
BEET SUGAR, GRANULAR	E	X	G	E
BUTTERMILK	X	F	G	E
CANE SUGAR, GRANULAR	E	X	G	G
CASHEW NUT OIL	X	F	G	
CASTOR OIL	X	F	G	E
CITRIC ACID	E	E	E	E
COCOA BUTTER	X	F	G	G
COCONUT OIL	X	F	G	E
CORN OIL	X	F	G	E
COTTONSEED OIL	X	F	G	E
ETHANOL (GRAIN ALCOHOL)	F	G	E	E
FISH MEAL				
FLOUR	E	X	G	
GRAPE JUICE	F	G	E	G
LACTIC ACID	F	F	G	E
LARD OIL	X	F	G	E
LINSEED OIL	X	F	G	E
LIQUOR (SPIRITS)	F	G	E	G
MILK	E	E	E	E
MINERAL OIL	X	X	X	E
MOLASSES	E	E	E	E
OLEIC ACID	X	F	G	F
OLIVE OIL	X	F	G	E
PALMITIC ACID	X	F	G	E
PARAFFINS	X	X	X	E
PEANUT OIL	X	F	G	E
POTATO FLOUR	E	X	G	
SALT, GRANULAR	E	X	G	E
SOYBEAN OIL	X	F	G	E
SUCROSE, GRANULATED	E	X	G	G
SUGAR, GRANULATED	E	X	G	F
SUGAR SYRUP	E	E	E	F
TALLOW	X	X		E
TOMATO JUICE, PASTE & PUREE SAUCE	E	E	E	G
VEGETABLE OILS	X	F	G	E
VINEGAR	F	F	G	F
WATER, POTABLE	E	E	E	E
WHISKEY	F	G	E	E
WINES	F	G	E	E

BECAUSE WE CONTINUALLY EXAMINE WAYS TO IMPROVE OUR PRODUCTS, WE RESERVE THE RIGHT TO ALTER SPECIFICATIONS OR DISCONTINUE PRODUCTS WITHOUT PRIOR NOTICE.

T720LG Bulk Food S & D Hose



Applications:

Suction and discharge of wet or dry abrasive materials. Designed for grains, flour and pellet transfer.

Cover:

Green SBR/EPDM blend – abrasion and ozone resistant.

Reinforcement:

Spiraled high tensile textile cords with flexible steel helix wire and static wire.

Tube:

3/16" white NR – abrasion resistant. Meets FDA requirements.

Working Pressure:

Constant Pressure –
10 Bar (150 PSI) for 2", 3", 4"
5 Bar (75 PSI) for 5", 6", 8"

Temperature Range:

-22°F (-30°C) to 176°F (+80°C)

Branding:

ALFAGOMMA – ITALY T720 – BULK FOOD & MATERIAL
– S & D (in white letters)

Standard Length:

100 feet: 2" through 4"
20 feet: 5", 6" and 8"
50 feet: 4", 5" and 6"

Nominal Specifications

Series	ID (in.)	ID (mm)	OD (in.)	OD (mm)	Max Rec. WP (PSI)	Vacuum HG (in.)	Min. Bending Radius (in. @ 68°F)	Weight (lbs./ft.)
T720LG200	2	51	2.64	67	150	30	6	1.23
T720LG300	3	76	3.62	92	150	27	9	1.91
T720LG400	4	102	4.65	118	150	27	12	2.63
T720LG500	5	127	5.71	145	75	24	20	3.81
T720LG600	6	152	6.69	170	75	24	24	4.72
T720LG800	8	203	8.78	223	75	21	32	7.01

★ Please note: Proper grounding of static wire will prolong tube life.

CONSULT FOOD HOSE GUIDE FOR MATERIAL COMPATIBILITY ON PAGE 35.

COUPLING SUGGESTIONS

Quick-Acting, pin lug, short shank couplings or combination nipples attached with single bolt, double bolt, wire or band type clamps.

★ Kuriyama offers a full line of Quick-Acting couplings, pin lug shank couplings and combination nipples. Refer to current Kuriyama-Couplings™ and Accessories Catalog for type and pricing.

BECAUSE WE CONTINUALLY EXAMINE WAYS TO IMPROVE OUR PRODUCTS, WE RESERVE THE RIGHT TO ALTER SPECIFICATIONS OR DISCONTINUE PRODUCTS WITHOUT PRIOR NOTICE.



**NEW
PRODUCT**

T714LG Material Handling Hose FDA Grade

CORRUGATED

Applications:

For suction or discharge of wet or dry abrasive materials. Suitable for handling materials for human consumption.

Cover:

Green corrugated Nat/SBR blend rubber.

Reinforcement:

Spiraled high tensile textile cords with flexible steel helix wire and static wire.

Tube:

Natural white gum rubber 3/16" thick. Meets FDA and 3A requirements.

Working Pressure:

Constant Pressure – 5 Bar (75 PSI)

Temperature Range:

-22°F (-30°C) to 176°F (+80°C)

Branding:

ALFAGOMMA – ITALY T714 – 5 Bar (75 PSI) – BULK FOOD & MATERIAL – S & D (in white letters)

Standard Length:

50 feet: 5" and 6"
20 feet: 5", 6" and 8"

Nominal Specifications

Series	ID (in.)	ID (mm)	OD (in.)	OD (mm)	Max Rec. WP (PSI)	Vacuum HG (in.)	Min. Bending Radius (in. @ 68°F)	Weight (lbs./ft.)
T714LG500	5	127	5.63	143	75	24	12.5	3.8
T714LG600	6	152	6.85	174	75	24	24	4.75
T714LG800	8	203	8.94	227	75	21	32	7.01

★ Please note: Proper grounding of static wire will prolong tube life.

CONSULT FOOD HOSE GUIDE FOR MATERIAL COMPATIBILITY ON PAGE 35.

COUPLING SUGGESTIONS

Quick-Acting, pin lug, short shank couplings or combination nipples attached with single bolt, double bolt, wire or band type clamps.

★ Kuriyama offers a full line of Quick-Acting couplings, pin lug shank couplings and combination nipples. Refer to current Kuriyama-Couplings™ and Accessories Catalog for type and pricing.

BECAUSE WE CONTINUALLY EXAMINE WAYS TO IMPROVE OUR PRODUCTS, WE RESERVE THE RIGHT TO ALTER SPECIFICATIONS OR DISCONTINUE PRODUCTS WITHOUT PRIOR NOTICE.

T760LE 75 PSI Dry Bulk Food Discharge Hose



Applications:

Discharge or delivery of dry bulk food products.

Cover:

Blue SBR/EPDM – abrasion and ozone resistant.

Reinforcement:

Spiraled high tensile textile cords with static wire.

Tube:

3/16" white NR – abrasion resistant. Meets FDA requirements.

Working Pressure:

Constant Pressure – 5 Bar (75 PSI)

Temperature Range:

-22°F (-30°C) to 176°F (+80°C)

Branding:

ALFAGOMMA – ITALY T760 5 BAR (75 PSI) – BULK FOOD & MATERIAL DELIVERY (in white letters)

Standard Length:

100 feet

Nominal Specifications

Series	ID (in.)	ID (mm)	OD (in.)	OD (mm)	Max Rec. WP (PSI)	Weight (lbs./ft.)
T760LE400	4	102	4.65	118	75	2.12

★ Please note: Proper grounding of static wire will prolong tube life.

CONSULT FOOD HOSE GUIDE FOR MATERIAL COMPATIBILITY ON PAGE 35.


COUPLING SUGGESTIONS

Quick-Acting coupling attached with bands.

★ Kuriyama offers a full line of Quick-Acting couplings, pin lug shank couplings and combination nipples. Refer to current Kuriyama-Couplings™ and Accessories Catalog for type and pricing.

BECAUSE WE CONTINUALLY EXAMINE WAYS TO IMPROVE OUR PRODUCTS, WE RESERVE THE RIGHT TO ALTER SPECIFICATIONS OR DISCONTINUE PRODUCTS WITHOUT PRIOR NOTICE.

T5050G Acid – Chemical S & D 240 PSI – XLPE



Warning
Before using chemical hoses consult chemical resistance chart or consult factory.

Applications:

Suction and transfer service for a variety of chemicals and solvents. Will handle 90% of existing chemicals. See Chemical Resistance Chart on pages 66 – 75.

Cover:

Green EPDM – abrasion and ozone resistant.

Reinforcement:

High tensile textile cords with flexible steel helix wire.

Tube:

Transparent XLPE (cross-linked polyethylene).

Working Pressure:

Constant Pressure – 16 Bar (240 PSI)

Temperature Range:

Normal recommended operating temperature is -22°F (-30°C) to 176°F (+80°C)

Branding:

ALFAGOMMA – ITALY T505 16 BAR (240 PSI) – XLPE
CHEMICAL – S & D (in orange letters)

Standard Length:

100 feet

IT IS ADVISABLE TO TEST THE TUBE MATERIAL UNDER ACTUAL SERVICE CONDITIONS PRIOR TO USE.
NOTE: FOR MAXIMUM SERVICE LIFE, WE RECOMMEND THAT T505 HOSE BE FLUSHED OUT AFTER EVERY USE.

Nominal Specifications


Series	ID (in.)	ID (mm)	OD (in.)	OD (mm)	Max Rec. WP (PSI)	Vacuum HG (in.)	Min. Bending Radius (in. @ 68°F)	Weight (lbs./ft.)
T5050G075	3/4	19	1.22	31	240	27	7 1/2	0.46
T5050G100	1	25	1.46	37	240	27	9	0.56
T5050G150	1 1/2	38	1.97	50	240	27	13 1/4	0.76
T5050G200	2	51	2.48	63	240	27	16 1/4	1.00
T5050G300	3	76	3.62	92	240	24	20 3/4	1.83
T5050G400	4	102	4.65	118	240	24	26 1/2	2.50

COUPLING SUGGESTIONS

Quick-Acting and combination nipples, preferably stainless steel, attached with bands.

★ Kuriyama offers a full line of Quick-Acting couplings, pin lug shank couplings and combination nipples. Refer to current Kuriyama-Couplings™ and Accessories Catalog for type and pricing.

BECAUSE WE CONTINUALLY EXAMINE WAYS TO IMPROVE OUR PRODUCTS, WE RESERVE THE RIGHT TO ALTER SPECIFICATIONS OR DISCONTINUE PRODUCTS WITHOUT PRIOR NOTICE.



T5090E

Acid – Chemical S & D
240 PSI – UHMWPE
Meets FDA Requirements
Suitable for use with DEF

Warning
 Before using chemical hoses consult chemical resistance chart or consult factory.

Applications:

Suction and transfer service for a variety of chemicals and acids. Will handle 98% of EXISTING CHEMICALS. See Chemical Resistance Chart on pages 66 – 75.

Cover:

Blue EPDM – abrasion and ozone resistant.

Reinforcement:

Synthetic textile cords with flexible steel helix wire.

Tube:

Transparent UHMWPE (Ultra High Molecular Weight Polyethylene).

Working Pressure:

Constant Pressure – 16 Bar (240 PSI)

Temperature Range:

Normal recommended operating temperature is -22°F (-30°C) to 200°F (+93°C)

Branding:

ALFAGOMMA – ITALY T509 16 BAR (240 PSI) – UHMWPE CHEMICAL – S & D (in orange letters)

Standard Length:

100 feet

IT IS ADVISABLE TO TEST THE TUBE MATERIAL UNDER ACTUAL SERVICE CONDITIONS PRIOR TO USE.
 NOTE: FOR MAXIMUM SERVICE LIFE, WE RECOMMEND THAT T509 HOSE BE FLUSHED OUT AFTER EVERY USE.

Nominal Specifications

Series	ID (in.)	ID (mm)	OD (in.)	OD (mm)	Max Rec. WP (PSI)	Vacuum HG (in.)	Min. Bending Radius (in. @ 68°F)	Weight (lbs./ft.)
T5090E075	3/4	19	1.22	31	240	27	7 1/2	0.41
T5090E100	1	25	1.46	37	240	27	9	0.50
T5090E125	1 1/4	32	1.73	44	240	27	10 1/4	0.60
T5090E150	1 1/2	38	1.97	50	240	27	13 1/4	0.68
T5090E200	2	51	2.48	63	240	27	16 1/4	0.91
T5090E250	2 1/2	63	3.03	77	240	27	17 1/2	1.40
T5090E300	3	76	3.62	92	240	24	20 3/4	1.91
T5090E400	4	102	4.65	118	240	24	26 1/2	2.61

COUPLING SUGGESTIONS

Quick-Acting and combination nipples, preferably stainless steel, attached with bands.

★ Kuriyama offers a full line of Quick-Acting couplings, pin lug shank couplings and combination nipples. Refer to current Kuriyama-Couplings™ and Accessories Catalog for type and pricing.

BECAUSE WE CONTINUALLY EXAMINE WAYS TO IMPROVE OUR PRODUCTS, WE RESERVE THE RIGHT TO ALTER SPECIFICATIONS OR DISCONTINUE PRODUCTS WITHOUT PRIOR NOTICE.

Chemical



T5190E Acid – Chemical S & D 240 PSI – UHMWPE – Corrugated Suitable for use with DEF

CORRUGATED



Applications:

Suction and transfer service for a variety of chemicals and acids. Will handle 98% of EXISTING CHEMICALS. See Chemical Resistance Chart on pages 66 – 75.

Cover:

Blue EPDM – abrasion and ozone resistant.

Reinforcement:

Synthetic textile cords with flexible steel helix wire.

Tube:

Transparent UHMWPE (Ultra High Molecular Weight Polyethylene).

Temperature Range:

Normal recommended operating temperature is -22°F (-30°C) to 200°F (+93°C)

Branding:

ALFAGOMMA – ITALY T519 16 BAR (240 PSI) – UHMWPE CHEMICAL – S & D (in orange letters)

Standard Length:

100 feet

IT IS ADVISABLE TO TEST THE TUBE MATERIAL UNDER ACTUAL SERVICE CONDITIONS PRIOR TO USE.
NOTE: FOR MAXIMUM SERVICE LIFE, WE RECOMMEND THAT T509 HOSE BE FLUSHED OUT AFTER EVERY USE.

Nominal Specifications

Series	ID (in.)	ID (mm)	OD (in.)	OD (mm)	Max Rec. WP (PSI)	Vacuum HG (in.)	Min. Bending Radius (in.)	Weight (lbs./100 ft.)
T5190E200	2	51	2.48	63	240	27	6	94
T5190E300	3	76	3.54	90	240	27	9	169
T5190E400	4	102	4.57	116	240	27	12	275

COUPLING SUGGESTIONS

Quick-Acting and combination nipples, preferably stainless steel, attached with bands.

★ Kuriyama offers a full line of Quick-Acting couplings, pin lug shank couplings and combination nipples. Refer to current Kuriyama-Couplings™ and Accessories Catalog for type and pricing.

BECAUSE WE CONTINUALLY EXAMINE WAYS TO IMPROVE OUR PRODUCTS, WE RESERVE THE RIGHT TO ALTER SPECIFICATIONS OR DISCONTINUE PRODUCTS WITHOUT PRIOR NOTICE.

T600AA

Hard Wall Marine Exhaust Hose USCG/SAE J1527 A2/B2



Applications:

Fuel, oil and hydraulic fluids suction and discharge. Suitable for exhaust gas from water cooled stationary or marine diesel engines. Offers maximum flexibility.

Cover:

Black NBR/PVC blend – abrasion, ozone, hydrocarbon and fire resistant.

Reinforcement:

High tensile textile cords with flexible steel helix wire.

Tube:

Black NBR – exhaust gas, fuel and fire resistant.

Working Pressure:

Constant Pressure – 2 Bar (30 PSI)

Temperature Range:

-4°F (-20°C) to 212°F (+100°C)

Branding:

ALFAGOMMA – ITALY T600 MARINE EXHAUST/FUEL S & D – <SIZE> – USCG/SAE J1527 TYPE A2 (in red letters)

Standard Length:

25 or 50 feet

Nominal Specifications

Series	ID (in.)	ID (mm)	OD (in.)	OD (mm)	Max Rec. WP (PSI)	Vacuum HG (in.)	Min. Bending Radius (in. @ 68°F)	Weight (lbs./ft.)
T600AA062	5/8	16	1.02	26	30	30	2	0.36
T600AA075	3/4	19	1.14	29	30	30	2 1/4	0.44
T600AA087	7/8	22	1.26	32	30	30	2 3/4	0.50
T600AA100	1	25	1.38	35	30	30	3	0.56
T600AA112	1 1/8	28	1.50	38	30	30	3 1/4	0.60
T600AA125	1 1/4	32	1.65	42	30	30	3 3/4	0.65
T600AA137	1 3/8	35	1.77	45	30	30	4 1/4	0.70
T600AA150	1 1/2	38	1.89	48	30	30	4 1/2	0.76
T600AA162	1 5/8	42	2.17	52	30	30	5	0.81
T600AA175	1 3/4	45	2.16	55	30	30	5 1/4	0.87
T600AA189	1 7/8	48	2.28	58	30	30	5 3/4	0.91
T600AA200	2	51	2.40	61	30	30	6	0.99
T600AA225	2 1/4	57	2.64	67	30	30	6 3/4	1.09
T600AA238	2 3/8	60	2.76	70	30	27	7	1.25
T600AA250	2 1/2	63	2.87	73	30	27	7 1/2	1.31

continued

BECAUSE WE CONTINUALLY EXAMINE WAYS TO IMPROVE OUR PRODUCTS, WE RESERVE THE RIGHT TO ALTER SPECIFICATIONS OR DISCONTINUE PRODUCTS WITHOUT PRIOR NOTICE.



T600AA (continued)
Hard Wall Marine Exhaust Hose
USCG/SAE J1527 A2/B2

Nominal Specifications

Series	ID (in.)	ID (mm)	OD (in.)	OD (mm)	Max Rec. WP (PSI)	Vacuum HG (in.)	Min. Bending Radius (in. @ 68°F)	Weight (lbs./ft.)
T600AA275	2 3/4	70	3.11	80	30	27	8 1/4	1.41
T600AA300	3	76	3.39	86	30	27	9	1.53
T600AA350	3 1/2	90	3.94	100	30	27	10 1/2	1.91
T600AA400	4	102	4.41	112	30	27	12	2.12
T600AA450	4 1/2	115	5.00	127	30	27	13 1/2	2.72
T600AA500	5	127	5.55	141	30	24	15	3.04

BECAUSE WE CONTINUALLY EXAMINE WAYS TO IMPROVE OUR PRODUCTS, WE RESERVE THE RIGHT TO ALTER SPECIFICATIONS OR DISCONTINUE PRODUCTS WITHOUT PRIOR NOTICE.

T653AA Soft Wall Marine Exhaust Hose – SAE J2006 R1



Applications:

Marine wet exhaust and bilge pump connections.

Cover:

Black Synthetic Rubber – abrasion, ozone and hydrocarbon resistant.

Reinforcement:

High tensile textile cords.

Tube:

Black Synthetic Rubber.

Working Pressure:

Constant Pressure – 5 Bar (75 PSI)

Temperature Range:

-22°F (-30°C) to 176°F (+100°C)

Branding:

ALFAGOMMA – ITALY – T653 SOFT WALL MARINE WET EXHAUST SAE J2006 R1 <SIZE> <YYYY MFG> (in blue letters)

Standard Length:

12 1/2 feet in straight lengths

Nominal Specifications

Series	ID (in.)	ID (mm)	OD (in.)	OD (mm)	Max Rec. WP (PSI)	Weight (lbs./ft.)
T653AA100	1	25	1.38	35	75	0.43
T653AA112	1 1/8	28	1.50	38	75	0.47
T653AA125	1 1/4	32	1.65	42	75	0.52
T653AA137	1 3/8	35	1.77	45	75	0.56
T653AA150	1 1/2	38	1.89	48	75	0.61
T653AA162	1 5/8	42	2.05	52	75	0.66
T653AA175	1 3/4	45	2.17	55	75	0.70
T653AA189	1 7/8	48	2.28	58	75	0.75
T653AA200	2	51	2.48	63	75	0.97
T653AA225	2 1/4	57	2.72	69	75	1.07
T653AA238	2 3/8	60	2.91	74	75	1.31
T653AA250	2 1/2	63	3.03	77	75	1.37
T653AA300	3	76	3.54	90	75	1.64
T653AA350	3 1/2	90	4.09	104	75	1.95
T653AA400	4	102	4.57	116	75	2.18

continued

BECAUSE WE CONTINUALLY EXAMINE WAYS TO IMPROVE OUR PRODUCTS, WE RESERVE THE RIGHT TO ALTER SPECIFICATIONS OR DISCONTINUE PRODUCTS WITHOUT PRIOR NOTICE.



T653AA (continued)
Soft Wall Marine Exhaust
Hose – SAE J2006 R1

Nominal Specifications						
Series	ID (in.)	ID (mm)	OD (in.)	OD (mm)	Max Rec. WP (PSI)	Weight (lbs./ft.)
T653AA450	4 1/2	115	5.08	129	75	2.43
T653AA500	5	127	5.55	141	75	2.68
T653AA600	6	152	6.61	168	75	3.26
T653AA662	6 5/8	168	7.24	184	75	3.57
T653AA800	8	203	8.70	221	75	4.96

BECAUSE WE CONTINUALLY EXAMINE WAYS TO IMPROVE OUR PRODUCTS, WE RESERVE THE RIGHT TO ALTER SPECIFICATIONS OR DISCONTINUE PRODUCTS WITHOUT PRIOR NOTICE.

T6D1AA 400 PSI Oil Rigger / Frack Discharge Hose

**Applications:**

Fracking fluids, liquid mud and crude oil delivery in oil field and gas exploration.

Cover:

Black synthetic elastomer – abrasion, oil and ozone resistant.

Reinforcement:

High tensile textile cords.

Tube:

Black synthetic elastomer.

Working Pressure:

Constant Pressure – 27 Bar (400 PSI)

Temperature Range:

-22°F (-30°C) to 176°F (+80°C)

Branding:

ALFAGOMMA – ITALY OIL RIGGER – FRACK 27 BAR (400 PSI) (in blue letters)

Standard Length:

100 feet

Nominal Specifications

Series	ID (in.)	ID (mm)	OD (in.)	OD (mm)	Max Rec. WP (PSI)	Weight (lbs./ft.)
T6D1AA400	4	102	4.72	120	400	2.89

COUPLING SUGGESTIONS

★ Kuriyama offers a full line of Quick-Acting couplings, pin lug shank couplings and combination nipples. Refer to current Kuriyama-Couplings™ and Accessories Catalog for type and pricing.

BECAUSE WE CONTINUALLY EXAMINE WAYS TO IMPROVE OUR PRODUCTS, WE RESERVE THE RIGHT TO ALTER SPECIFICATIONS OR DISCONTINUE PRODUCTS WITHOUT PRIOR NOTICE.



ST6D2AA

400 PSI Oil Rigger/Frack Discharge Hose with SUPERTUFF Cover

Applications:

Fracking fluids, liquid mud and crude oil delivery in heavy duty oil field and gas exploration.

Cover:

Black SUPERTUFF cover – abrasion, oil and ozone resistant.

Reinforcement:

High tensile textile cords.

Tube:

Black synthetic elastomer.

Working Pressure:

Constant Pressure – 27 Bar (400 PSI)

Temperature Range:

-22°F (-30°C) to 176°F (+80°C)

Branding:

ALFAGOMMA – ITALY OIL RIGGER – FRACK 27 BAR (400 PSI) (in blue letters)

Standard Length:

100 feet

Nominal Specifications

Series	ID (in.)	ID (mm)	OD (in.)	OD (mm)	Max Rec. WP (PSI)	Weight (lbs./ft.)
ST6D2AA400	4	102	4.72	120	400	2.93


COUPLING SUGGESTIONS

★ Kuriyama offers a full line of Quick-Acting couplings, pin lug shank couplings and combination nipples. Refer to current Kuriyama-Couplings™ and Accessories Catalog for type and pricing.

BECAUSE WE CONTINUALLY EXAMINE WAYS TO IMPROVE OUR PRODUCTS, WE RESERVE THE RIGHT TO ALTER SPECIFICATIONS OR DISCONTINUE PRODUCTS WITHOUT PRIOR NOTICE.

CT601AA 150 PSI Corrugated Oil Rigger/Oil Field-Frack Tank Hose

CORRUGATED



Applications:

Oil field vacuum tank service, for handling crude oil, frack solutions and slurries.

Note: For applications up to 35% aromatics. Not for use with refined petroleum products.

Cover:

Black corrugated SBR – abrasion, ozone, limited oil resistance.

Reinforcement:

High tensile textile cords with flexible steel helix wire.

Tube:

Black Nitrile – PVC blend, limited oil resistance, for oil field use.

Working Pressure:

Constant Pressure – 10 Bar (150 PSI)

Temperature Range:

-22°F (-30°C) to 176°F (+80°C)

Branding:

ALFAGOMMA – ITALY T6C1 10 BAR (150 PSI) OIL FIELD-FRACK TANK S & D (in blue letters)

Standard Length:

100 feet: 2" through 4"

Nominal Specifications

Series	ID (in.)	ID (mm)	OD (in.)	OD (mm)	Max Rec. WP (PSI)	Vacuum HG (in.)	Min. Bending Radius (in. @ 68°F)	Weight (lbs./ft.)
CT601AA200	2	51	2.40	61	150	30	6	0.86
CT601AA300	3	76	3.46	88	150	27	9	1.61
CT601AA400	4	102	4.49	114	150	27	12	2.39

COUPLING SUGGESTIONS

Quick-Acting couplings or combination nipples attached with bands.

★ Kuriyama offers a full line of Quick-Acting couplings, pin lug shank couplings and combination nipples. Refer to current Kuriyama-Couplings™ and Accessories Catalog for type and pricing.

BECAUSE WE CONTINUALLY EXAMINE WAYS TO IMPROVE OUR PRODUCTS, WE RESERVE THE RIGHT TO ALTER SPECIFICATIONS OR DISCONTINUE PRODUCTS WITHOUT PRIOR NOTICE.



T601AA

150 PSI Oil Rigger/Oil Field-Frack Tank Hose

Applications:

Oil field vacuum tank service, for handling crude oil, frack solutions and slurries.

Note: For applications up to 35% aromatics. Not for use with refined petroleum products.

Cover:

Black SBR – abrasion, ozone, limited oil resistance.

Reinforcement:

High tensile textile cords with flexible steel helix wire.

Tube:

Black Nitrile – PVC blend, limited oil resistance, for oil field use.

Working Pressure:

Constant Pressure – 10 Bar (150 PSI)

Temperature Range:

-22°F (-30°C) to 176°F (+80°C)

Branding:

ALFAGOMMA – ITALY T601 10 BAR (150 PSI) OIL FIELD-FRACK TANK HOSE (in blue letters)

Standard Length:

100 feet: 2" through 6"
20 feet: 6"

Nominal Specifications

Series	ID (in.)	ID (mm)	OD (in.)	OD (mm)	Max Rec. WP (PSI)	Vacuum HG (in.)	Min. Bending Radius (in. @ 68°F)	Weight (lbs./ft.)
T601AA200	2	51	2.40	61	150	30	10	0.93
T601AA300	3	76	3.46	88	150	27	15	1.73
T601AA400	4	102	4.57	116	150	27	20	2.40
T601AA600	6	152	6.61	168	150	24	30	4.59

COUPLING SUGGESTIONS

Quick-Acting couplings or combination nipples attached with bands.

★ Kuriyama offers a full line of Quick-Acting couplings, pin lug shank couplings and combination nipples. Refer to current Kuriyama-Couplings™ and Accessories Catalog for type and pricing.

BECAUSE WE CONTINUALLY EXAMINE WAYS TO IMPROVE OUR PRODUCTS, WE RESERVE THE RIGHT TO ALTER SPECIFICATIONS OR DISCONTINUE PRODUCTS WITHOUT PRIOR NOTICE.

T604AA Flexor – SAE 100 R4 Oil Return Hose



Applications:

Low pressure return lines or suction lines with half the bend radius requirements of SAE J517 100 R4, service with petroleum based hydraulic fluids, water-glycol and water-fire resistant hydraulic fluids, oil, lubricants, crude oil, fuel oils and water.

Cover:

Black CR – oil, fuel, weather, ozone and abrasion-resistant.

Reinforcement:

High tensile textile cords with flexible steel helix wire.

Tube:

Black conductive NBR.

Working Pressure:

Constant Pressure – 20 Bar (300 PSI) 3/4"
17 Bar (250 PSI) 1" 14 Bar (200 PSI) 1 1/4"
10 Bar (150 PSI) 1 1/2" 7 Bar (100 PSI) 2"

Temperature Range:

-40° F (-40° C) to 212° F (+100° C) constant operation
Maximum operating temperature: 257° F (+125° C).
Air maximum temperature: 175° F (80° C).

Note: Operating temperatures in excess of 212° F (+100° C) may materially reduce the life of the hose.

Branding:

ALFAGOMMA – ITALY – T604 (PSI) – SAE 100 R4 – (SIZE) –
Date (in white letters)

Standard Length:

100 feet

Nominal Specifications

Series	ID (in.)	ID (mm)	OD (in.)	OD (mm)	Max Rec. WP (PSI)	Vacuum HG (in.)	Min. Bending Radius (in. @ 68°F)	Weight (lbs./ft.)
T604AA075	3/4	19	1.14	29	300	30	2 1/4	0.41
T604AA100	1	25	1.38	35	250	30	3	0.52
T604AA125	1 1/4	32	1.65	42	200	30	3 3/4	0.61
T604AA150	1 1/2	38	1.89	48	150	30	4 1/2	0.70
T604AA200	2	51	2.40	61	100	30	6	0.90

COUPLING SUGGESTIONS

Crimp-on permanent type or combination nipples with bands.

Note: Hose cover does not need to be removed before attaching couplings.

★ Kuriyama offers a full line of Quick-Acting couplings, pin lug shank couplings and combination nipples. Refer to current Kuriyama-Couplings™ and Accessories Catalog for type and pricing.

BECAUSE WE CONTINUALLY EXAMINE WAYS TO IMPROVE OUR PRODUCTS, WE RESERVE THE RIGHT TO ALTER SPECIFICATIONS OR DISCONTINUE PRODUCTS WITHOUT PRIOR NOTICE.



T605AA 150 PSI Black Petroleum S & D Hose

Applications:

For suction and discharge applications in truck and tank car transfer of gasoline, oil and other petroleum-based products with up to 50% aromatic content.

Cover:

Black CR – abrasion, ozone and hydrocarbon resistant.

Reinforcement:

High tensile textile cords with flexible steel helix wire.

Tube:

Black conductive NBR.

Working Pressure:

Constant Pressure – 10 Bar (150 PSI)

Temperature Range:

-22°F (-30°C) to 176°F (+80°C)

Branding:

ALFAGOMMA – ITALY T605 – 10 BAR (150 PSI)

PETROLEUM – S & D Ω - SAE 100R4 (in red letters)

Standard Length:

100 feet: 3/4" through 6"

20 feet: 6", 8"

T605 IS NOT RECOMMENDED FOR USE ON A REEL.

Nominal Specifications

Series	ID (in.)	ID (mm)	OD (in.)	OD (mm)	Max Rec. WP (PSI)	Vacuum HG (in.)	Min. Bending Radius (in. @ 68°F)	Weight (lbs./ft.)
T605AA075	3/4	19	1.14	29	150	30	3	0.41
T605AA100	1	25	1.38	35	150	30	4	0.52
T605AA125	1 1/4	32	1.65	42	150	30	5	0.61
T605AA150	1 1/2	38	1.89	48	150	30	6	0.71
T605AA200	2	51	2.40	61	150	30	8	0.91
T605AA250	2 1/2	63	2.95	75	150	27	10	1.42
T605AA300	3	76	3.54	90	150	27	12	1.75
T605AA400	4	102	4.65	118	150	27	16	2.56
T605AA600	6	152	6.69	170	150	24	24	4.95
T605AA800	8	203	8.86	225	150	21	32	7.87

COUPLING SUGGESTIONS

Quick-Acting, combination nipples attached with bands or internally expanded brass couplings with gasket seal attached with ferrules.

★ Kuriyama offers a full line of Quick-Acting couplings, pin lug shank couplings and combination nipples. Refer to current Kuriyama-Couplings™ and Accessories Catalog for type and pricing.

BECAUSE WE CONTINUALLY EXAMINE WAYS TO IMPROVE OUR PRODUCTS, WE RESERVE THE RIGHT TO ALTER SPECIFICATIONS OR DISCONTINUE PRODUCTS WITHOUT PRIOR NOTICE.

6C5AA 150 PSI Corrugated Tank Truck Hose

CORRUGATED



**NEW
PRODUCT**

Applications:

For suction and discharge applications in truck and tank car transfer of gasoline, oil and other petroleum-based products with up to 50% aromatic content.

Cover:

Black corrugated CR – abrasion, ozone, and hydrocarbon resistant.

Reinforcement:

High tensile textile cords with flexible steel helix wire.

Tube:

Black Conductive NBR.

Working Pressure:

Constant Pressure – 10 Bar (150 PSI)

Temperature Range:

-22°F (-30°C) to 176°F (+80°C)

Branding:

ALFAGOMMA – ITALY T6C5 10 BAR (150 PSI)
PETROLEUM TANK TRUCK (in red letters)

Standard Length:

100 feet: 2" through 4"
20 feet: 6"

Nominal Specifications

Series	ID (in.)	ID (mm)	OD (in.)	OD (mm)	Max Rec. WP (PSI)	Vacuum HG (in.)	Min. Bending Radius (in. @ 68°F)	Weight (lbs./ft.)
6C5AA200	2	51	2.48	63	150	30	4	0.85
6C5AA300	3	76	3.44	90	150	27	6	1.57
6C5AA400	4	102	4.57	116	150	27	8	2.21
6C5AA600	6	152	6.54	166	150	27	12	3.59

COUPLING SUGGESTIONS

Quick-Acting couplings or combination nipples attached with bands.

★ Kuriyama offers a full line of Quick-Acting couplings, pin lug shank couplings and combination nipples. Refer to current Kuriyama-Couplings™ and Accessories Catalog for type and pricing.

BECAUSE WE CONTINUALLY EXAMINE WAYS TO IMPROVE OUR PRODUCTS, WE RESERVE THE RIGHT TO ALTER SPECIFICATIONS OR DISCONTINUE PRODUCTS WITHOUT PRIOR NOTICE.



T605AH 150 PSI Red Petroleum S & D Hose

Applications:

For suction and discharge applications in truck and tank car transfer of gasoline, oil and other petroleum-based products with up to 50% aromatic content.

Cover:

Red CR – abrasion, ozone and hydrocarbon resistant.

Reinforcement:

High tensile textile cords with flexible steel helix wire.

Tube:

Black conductive NBR.

Working Pressure:

Constant Pressure – 10 Bar (150 PSI)

Temperature Range:

-22°F (-30°C) to 176°F (+80°C)

Branding:

ALFAGOMMA – ITALY T605 – 10 BAR (150 PSI)
PETROLEUM – S & D (in yellow letters)

Standard Length:

100 feet

T605 IS NOT RECOMMENDED FOR USE ON A REEL.

Nominal Specifications

Series	ID (in.)	ID (mm)	OD (in.)	OD (mm)	Max Rec. WP (PSI)	Vacuum HG (in.)	Min. Bending Radius (in. @ 68°F)	Weight (lbs./ft.)
T605AH150	1 1/2	38	1.89	48	150	30	6	0.73
T605AH200	2	51	2.40	61	150	30	8	0.94
T605AH300	3	76	3.46	88	150	27	12	1.74
T605AH400	4	102	4.57	116	150	27	16	2.41

COUPLING SUGGESTIONS


Quick-Acting, combination nipples attached with bands or internally expanded brass couplings with gasket seal attached with ferrules.

★ Kuriyama offers a full line of Quick-Acting couplings, pin lug shank couplings and combination nipples. Refer to current Kuriyama-Couplings™ and Accessories Catalog for type and pricing.

BECAUSE WE CONTINUALLY EXAMINE WAYS TO IMPROVE OUR PRODUCTS, WE RESERVE THE RIGHT TO ALTER SPECIFICATIONS OR DISCONTINUE PRODUCTS WITHOUT PRIOR NOTICE.

T606AE 150 PSI Corrugated Petroleum S & D – Arctic Hose

CORRUGATED



Applications:

For suction and discharge applications in truck and tank car transfer of gasoline, oil and other petroleum-based products with up to 50% aromatic content. Where extreme flexibility is needed in low temperature.

Cover:

Blue corrugated – abrasion, ozone and hydrocarbon resistant.

Reinforcement:

High tensile textile cords with flexible steel helix wire.

Tube:

Black conductive NBR.

Working Pressure:

Constant Pressure – 150 PSI

Temperature Range:

-65°F (-54°C) to 180°F (+82°C)

Branding:

ALFAGOMMA – ITALY T606 – 10 BAR (150 PSI)
PETROLEUM – S & D Arctic (in blue letters on yellow layline)

Standard Length:

100 feet

Nominal Specifications


Series	ID (in.)	ID (mm)	OD (in.)	OD (mm)	Max Rec. WP (PSI)	Vacuum HG (in.)	Min. Bending Radius (in. @ 68°F)	Weight (lbs./ft.)
T606AE200	2	51	2.48	63	150	30	3	1.06
T606AE300	3	76	3.54	90	150	30	4 1/2	1.84
T606AE400	4	102	4.57	116	150	30	6	2.67

COUPLING SUGGESTIONS

Quick-Acting, combination nipples attached with bands or internally expanded brass couplings with gasket seal attached with ferrules.

- ★ Kuriyama offers a full line of Quick-Acting couplings, pin lug shank couplings and combination nipples. Refer to current Kuriyama-Couplings™ and Accessories Catalog for type and pricing.

BECAUSE WE CONTINUALLY EXAMINE WAYS TO IMPROVE OUR PRODUCTS, WE RESERVE THE RIGHT TO ALTER SPECIFICATIONS OR DISCONTINUE PRODUCTS WITHOUT PRIOR NOTICE.



T620AA

300 PSI Black Fuel & Oil S & D Hose

Applications:

Fuel and oil suction and discharge for up to 50% aromatic content. Designed for heavy duty applications.

Cover:

Black conductive CR – abrasion, ozone and hydrocarbon resistant.

Reinforcement:

High tensile textile cords with steel helix wire and static wire.

Tube:

Black conductive NBR.

Working Pressure:

Constant Pressure – 20 Bar (300 PSI)

Temperature Range:

-22°F (-30°C) to 176°F (+80°C)

Branding:

ALFAGOMMA – ITALY T620 – 20 BAR (300 PSI)
PETROLEUM – S & D Ω (in red letters)

Standard Length:

100 feet: 2" through 6"
20 feet: 6", 8"

Nominal Specifications

Series	ID (in.)	ID (mm)	OD (in.)	OD (mm)	Max Rec. WP (PSI)	Vacuum HG (in.)	Min. Bending Radius (in. @ 68°F)	Weight (lbs./ft.)
T620AA200	2	51	2.48	63	300	30	8	1.10
T620AA300	3	76	3.54	90	300	27	12	1.77
T620AA400	4	102	4.57	116	300	27	16	2.43
T620AA600	6	152	6.69	170	300	24	24	5.60
T620AA800	8	203	8.86	225	300	21	32	9.24

COUPLING SUGGESTIONS

Quick-Acting, combination nipples attached with bands or internally expanded brass couplings with gasket seal attached with ferrules.

★ Kuriyama offers a full line of Quick-Acting couplings, pin lug shank couplings and combination nipples. Refer to current Kuriyama-Couplings™ and Accessories Catalog for type and pricing.

BECAUSE WE CONTINUALLY EXAMINE WAYS TO IMPROVE OUR PRODUCTS, WE RESERVE THE RIGHT TO ALTER SPECIFICATIONS OR DISCONTINUE PRODUCTS WITHOUT PRIOR NOTICE.

T629AA 150 PSI Black Biofuel Petroleum S & D Hose



Applications:

For suction and discharge applications in truck and tank car transfer of gasoline, oil and Biofuels – up to E98 and B100* with up to 60% aromatic content at ambient temperature.

Cover:

Black specially-blended neoprene – added resistance against abrasion, ozone and hydrocarbons.

Reinforcement:

High tensile textile cords with steel helix wire.

Tube:

Black conductive synthetic rubber.

Working Pressure:

Constant Pressure – 10 Bar (150 PSI)

Temperature Range:

-22°F (-30°C) to 176°F (+80°C)

Branding:

ALFAGOMMA – ITALY T629 – 10 BAR (150 PSI)
BIOFUEL Ω (in green letters)

Standard Length:

100 feet: 3/4" through 4"

★ **T629 is not recommended for use on a reel.**

*Applies to Biodiesels which meet the ASTM D6751 criteria.

Nominal Specifications

Series	ID (in.)	ID (mm)	OD (in.)	OD (mm)	Max Rec. WP (PSI)	Vacuum HG (in.)	Min. Bending Radius (in. @ 68°F)	Weight (lbs./ft.)
T629AA075	3/4	19	1.14	29	150	30	3	0.41
T629AA100	1	25	1.38	35	150	30	4	0.51
T629AA125	1 1/4	32	1.65	42	150	30	5	0.60
T629AA150	1 1/2	38	1.89	48	150	30	6	0.71
T629AA200	2	51	2.40	61	150	30	8	0.91
T629AA250	2 1/2	63	2.95	75	150	27	10	1.42
T629AA300	3	76	3.46	88	150	27	12	1.71
T629AA400	4	102	4.57	116	150	27	16	2.38

COUPLING SUGGESTIONS

Quick-Acting or combination nipples attached with bands.

★ Kuriyama offers a full line of Quick-Acting couplings, pin lug shank couplings and combination nipples. Refer to current Kuriyama-Couplings™ and Accessories Catalog for type and pricing.

BECAUSE WE CONTINUALLY EXAMINE WAYS TO IMPROVE OUR PRODUCTS, WE RESERVE THE RIGHT TO ALTER SPECIFICATIONS OR DISCONTINUE PRODUCTS WITHOUT PRIOR NOTICE.



T650AH 150 PSI Oil Discharge Hose

Applications:

Oil discharge hose designed for use on trucks, docks or barges where a soft wall hose is required.

Cover:

Red CR – abrasion, ozone and hydrocarbon resistant.

Reinforcement:

Spiraled high tensile textile cords with embedded static wire.

Tube:

Black conductive NBR.

Working Pressure:

Constant Pressure – 10 Bar (150 PSI)

Temperature Range:

-22°F (-30°C) to 176°F (+80°C)

Branding:

ALFAGOMMA – ITALY T650 10 BAR (150 PSI) –
PETROLEUM DELIVERY (in yellow letters)

Standard Length:

100 feet

Nominal Specifications

Series	ID (in.)	ID (mm)	OD (in.)	OD (mm)	Max Rec. WP (PSI)	Weight (lbs./ft.)
T650AH150	1 1/2	38	1.97	50	150	0.77
T650AH200	2	51	2.40	61	150	0.82
T650AH300	3	76	3.46	88	150	1.42
T650AH400	4	102	4.49	114	150	1.92

COUPLING SUGGESTIONS

Quick-Acting or combination nipples attached with bands.

★ Kuriyama offers a full line of Quick-Acting couplings, pin lug shank couplings and combination nipples. Refer to current Kuriyama-Couplings™ and Accessories Catalog for type and pricing.

BECAUSE WE CONTINUALLY EXAMINE WAYS TO IMPROVE OUR PRODUCTS, WE RESERVE THE RIGHT TO ALTER SPECIFICATIONS OR DISCONTINUE PRODUCTS WITHOUT PRIOR NOTICE.

T614AA

150 PSI Hot Tar & Asphalt S & D Hose



Applications:

Hot tar and asphalt suction and discharge service.

Cover:

Black CSM – abrasion, ozone and hot tar resistant.

Reinforcement:

High tensile textile cords with steel helix wire.

Tube:

Black NBR – hot tar and asphalt resistant.

Working Pressure:

10 Bar (150 PSI)

Temperature Range:

-4°F (-20°C) to 356°F (+180°C)

Branding:

ALFAGOMMA – ITALY T614 10 BAR (150 PSI) HOT TAR AND ASPHALT (on red stripe)

Standard Length:


100 feet

Nominal Specifications

Series	ID (in.)	ID (mm)	OD (in.)	OD (mm)	Wall Thickness (mm)	Max Rec. WP (PSI)	Vacuum HG (in.)	Min. Bending Radius (in.)	Weight (lbs./ft.)
T614AA200	2	51	2.72	69	9	150	30	10	1.64
T614AA300	3	76	3.78	96	10	150	27	15	2.69
T614AA400	4	102	4.80	122	10	150	27	20	3.57

COUPLING SUGGESTIONS

Permanently attached couplings are suggested for assemblies.



T631AA

300 PSI Hot Tar & Asphalt Applicator Delivery Hose

Applications:

Hot tar and asphalt delivery service.

Cover:

Black CR – abrasion, ozone, hydrocarbon and fire resistant.

Reinforcement:

High tensile steel wire braids.

Tube:

Black NBR – hot tar and asphalt resistant.

Safety Factor:

10:1

Working Pressure:

20 Bar (300 PSI)

Temperature Range:

-22°F (-30°C) to 356°F (+180°C)

Branding:

ALFAGOMMA – ITALY T631 20 BAR (300 PSI) HOT TAR AND ASPHALT (embossed)

Standard Length:

100 feet

Nominal Specifications								
Series	ID (in.)	ID (mm)	OD (in.)	OD (mm)	Wall Thickness (mm)	Max Rec. WP (PSI)	Min. Bending Radius (in.)	Weight (lbs./ft.)
T631AA075	3/4	19	1.26	32	6	300	3	0.50
T631AA100	1	25	1.50	38	6	300	3	0.77

COUPLING SUGGESTIONS

Permanently attached couplings are suggested for assemblies.

T631AE 300 PSI Hydrocarbon Drain Hose



**NEW
PRODUCT**

Applications:

Drain hose for residue from cleaning storage tanks and refining hydrocarbons.

Cover:

Blue CR – abrasion and hydrocarbon resistant.

Reinforcement:

High tensile steel wire braids.

Tube:

Black NBR-hydrocarbon resistant.

Working Pressure:

20Bar (300 PSI)

Temperature Range:

-22°F (-30°C) to 356°F (+180°C)

Branding:

ALFAGOMMA-HYDROCARBON DRAIN HOSE-300PSI

Standard Length:

100 Feet

Nominal Specifications

Series	ID (in.)	ID (mm)	OD (in.)	OD (mm)	Wall Thickness (mm)	Max Rec. WP (PSI)	Min. Bending Radius (in.)	Approx. Weight (lbs./ft.)
T631AE075	3/4	19	1.26	32	6	300	3	0.50

Material Handling



LT753AA 150 PSI 2-Ply Abrasive Material Blast Hose



Applications:

Designed to convey abrasives, sand and shot blast material.

Cover:

Black conductive SBR/NR blend – abrasion and ozone resistant – pin pricked.

Reinforcement:

High tensile textile cords – 2-ply construction.

Tube:

Black static conducting NR – offering excellent abrasion resistance.

Working Pressure:

Constant Pressure – 10 Bar (150 PSI)

Temperature Range:

-22°F (-30°C) to 176°F (+80°C)

Branding:

ALFAGOMMA – ITALY T750 ABRASIVE MATERIAL BLAST – 10 BAR (150 PSI) Ω (in white letters)

Standard Length:

50 or 100 feet

Nominal Specifications

Series	ID (in.)	ID (mm)	OD (in.)	OD (mm)	Tube Thickness (mm)	Max Rec. WP (PSI)	Weight (lbs./ft.)
LT753AA050	1/2	13	1.06	27	0.212	150	0.34
LT753AA125	1 1/4	32	1.89	48	0.240	150	0.77

NOTE: Tolerances according to RMA Class 311-A


Blasting Data Guide

Premature hose wear can be prevented if the proper nozzle size is used for the corresponding hose ID size. (See chart below)

Blasting Data Guide

Series	UB8	UB7	UB6	UB5	UB4
NOZZLE SIZE	1/2	7/16	3/8	5/16	1/4
CFM @ 100 PSI	350	260	200	150	90
AIR HOSE	2	1 1/2	1 1/2	1 1/4	1 1/4
S.B. HOSE SIZE	1 1/2	1 1/2	1 1/4	1 1/4	1
MAT. LB/HR	2250	1750	1260	900	540

BECAUSE WE CONTINUALLY EXAMINE WAYS TO IMPROVE OUR PRODUCTS, WE RESERVE THE RIGHT TO ALTER SPECIFICATIONS OR DISCONTINUE PRODUCTS WITHOUT PRIOR NOTICE.



T750AA / T750AG 150 PSI 4-Ply Abrasive Material Blast Hose

T750AA
Black Cover

T750AG
Green Cover

Applications:

Designed to convey abrasives, sand and shot blast material.

Cover:

Black or green, conductive SBR/NR blend – abrasion and ozone resistant – pin pricked.

Reinforcement:

High tensile textile cords – 4-ply construction.

Tube:

Black static conducting natural rubber – offering excellent abrasion resistance.

Working Pressure:

Constant Pressure – 10 Bar (150 PSI)

Temperature Range:

-22°F (-30°C) to 176°F (+80°C)

Branding:

ALFAGOMMA – ITALY T750 ABRASIVE MATERIAL BLAST – 10 BAR (150 PSI) Ω (in white letters)

Standard Length:

50 or 100 feet

Nominal Specifications

Series	ID (in.)	ID (mm)	OD (in.)	OD (mm)	Tube Thickness (mm)	Max Rec. WP (PSI)	Weight (lbs./ft.)
T750AA/AG075	3/4	19	1.50	38	0.236	150	0.68
T750AA/AG100	1	25	1.89	48	0.283	150	1.04
T750AA/AG125	1 1/4	32	2.17	55	0.283	150	1.23
T750AA/AG150	1 1/2	38	2.36	60	0.260	150	1.40
T750AA200	2	51	2.87	73	0.260	150	1.77

NOTE: Tolerances according to RMA Class 311-A

HOSE ID (in.)	HOSE ENDS	NOZZLE HOLDERS	THREADED FEMALE ADAPTER	GASKETS
3/4	Q-1AL, Q-1BR, Q-1PI	NH-1AL, NH-1BR	–	SBG
1	Q-2AL, Q-2BR, Q-2PI	NH-2AL, NH-2BR	–	SBG
1 1/4	Q-3AL, Q-3BR, Q-3PI	NH-3AL, NH-3BR	SB-1AL, SB-1BR	SBG
1 1/2	Q-4AL, Q-4BR, Q-4PI	NH-4AL, NH-4BR	SB-2AL, SB-2BR	SBG

COUPLING SUGGESTIONS

Sandblast couplings and nozzle holders attached with screws. See next column for coupling part numbers.

★ Kuriyama offers a full line of sandblast couplings. Refer to current Kuriyama-Couplings™ and Accessories Catalog.

Material Handling



T720AA Bulk Material S & D Hose



Applications:

Suction and discharge of wet or dry abrasive materials. Designed for grains and dry cement.

Cover:

Black conductive SBR/NR blend – abrasion and ozone resistant.

Reinforcement:

Spiraled high tensile textile cords with flexible steel helix wire.

Tube:

3/16" black conductive NR – abrasion resistant.

Working Pressure:

Constant Pressure –
10 Bar (150 PSI) for 2", 3", 4"
5 Bar (75 PSI) for 5", 6", 8"

Temperature Range:

-22°F (-30°C) to 176°F (+80°C)

Branding:

ALFAGOMMA – ITALY T720 – BULK MATERIAL – S & D
(in white letters)

Standard Length:

100 feet: 2" through 4"
20 feet: 5", 6" and 8"
50 feet: 4", 5" and 6"

Nominal Specifications


Series	ID (in.)	ID (mm)	OD (in.)	OD (mm)	Max Rec. WP (PSI)	Vacuum HG (in.)	Min. Bending Radius (in. @ 68°F)	Weight (lbs./ft.)
T720AA200	2	51	2.56	65	150	30	6	0.97
T720AA300	3	76	3.54	90	150	27	9	1.54
T720AA400	4	102	4.57	116	150	27	12	2.15
T720AA500	5	127	5.63	143	75	24	20	3.20
T720AA600	6	152	6.61	168	75	24	24	4.01
T720AA800	8	203	8.70	221	75	21	32	6.05

COUPLING SUGGESTIONS

Quick-Acting, pin lug, short shank couplings or combination nipples attached with single bolt, double bolt, wire or band type clamps.

- ★ Kuriyama offers a full line of Quick-Acting couplings, pin lug shank couplings and combination nipples. Refer to current Kuriyama-Couplings™ and Accessories Catalog for type and pricing.

BECAUSE WE CONTINUALLY EXAMINE WAYS TO IMPROVE OUR PRODUCTS, WE RESERVE THE RIGHT TO ALTER SPECIFICATIONS OR DISCONTINUE PRODUCTS WITHOUT PRIOR NOTICE.



T740AA

1275 PSI High Performance Steel - Reinforced Concrete Pumping Hose

Applications:

Steel-reinforced concrete pumping hose – Special easy-handling construction for concrete placement at casting site.

Cover:

Black conductive SBR/NR blend – abrasion and ozone resistant.

Reinforcement:

High tensile steel cords.

Tube:

Black conductive NR – abrasion resistant.

Working Pressure:

Working Pressure – 85 Bar (1275 PSI)

Temperature Range:

-22°F (-30°C) to 176°F (+80°C)

Branding:

ALFAGOMMA – ITALY T740 85 BAR (1275 PSI) W. P. HEAVY DUTY CONCRETE PUMPING (in white letters)

Standard Length:

100 feet 2" through 4"
50 feet 2" through 5"

Nominal Specifications

Series	ID (in.)	ID (mm)	OD (in.)	OD (mm)	Wall Thickness (mm)	Max Rec. WP (PSI)	Min. Bending Radius (in.)	Weight (lbs./ft.)
T740AA200	2	51	2.72	69	9	1275	10	1.44
T740AA250	2 1/2	63	3.35	85	11	1275	10 1/2	2.25
T740AA300	3	76	3.94	100	12	1275	15	3.06
T740AA400	4	102	5.04	128	13	1275	20	4.72
T740AA500	5	127	6.10	155	14	1275	25	6.95

COUPLING SUGGESTIONS

Tubular steel full flow male permanently swaged or internally expanded with ferrule to provide maximum hose coupling compatibility.

Material Handling



T757AA / T737AA 600 PSI Plaster & Concrete Hose (Series T737AA for 3" ID)



Applications:

Designed for pumping plaster, grout, and wet cement to placement sites.

Cover:

Black conductive SBR/NR – abrasion and ozone resistant.

Reinforcement:

High tensile textile cords.

Tube:

Black conductive NR – abrasion resistant.

Working Pressure:

Constant Pressure – 40 Bar (600 PSI)

Temperature Range:

-22°F (-30°C) to 176°F (+80°C)

Branding:

ALFAGOMMA – ITALY T757 – 40 BAR (600 PSI)
PLASTER & CONCRETE (in white letters) and
ALFAGOMMA – ITALY T737 – 40 BAR (600 PSI)
PLASTER & CONCRETE (in white letters)

Standard Length:

100 feet

Nominal Specifications

Series	ID (in.)	ID (mm)	OD (in.)	OD (mm)	Max Rec. WP (PSI)	Weight (lbs./ft.)
T757AA150	1 1/2	38	2.13	54	600	0.82
T757AA200	2	51	2.64	67	600	1.09
T737AA300	3	76	4.09	104	600	2.96

COUPLING SUGGESTIONS

Tubular steel full flow male permanently swaged or internally expanded with ferrule to provide maximum hose coupling compatibility.

BECAUSE WE CONTINUALLY EXAMINE WAYS TO IMPROVE OUR PRODUCTS, WE RESERVE THE RIGHT TO ALTER SPECIFICATIONS OR DISCONTINUE PRODUCTS WITHOUT PRIOR NOTICE.



T758AA / T758AE 800 PSI Plaster, Grout & Concrete Hose

T758AA
Black Cover

T758AE
Blue Cover

Applications:

Designed for pumping plaster, grout, wet cement to construction placement sites at rated pressures.

Cover:

Black SBR/NR.
Blue SBR/EPDM.

Reinforcement:

Spiraled high tensile textile cords.

Tube:

Black conductive NR – abrasion-resistant.

Working Pressure:

Constant Pressure – 55 Bar (800 PSI)

Temperature Range:

-22°F (-30°C) to 176°F (+80°C)

Branding:

ALFAGOMMA – ITALY T758 – 55 BAR (800 PSI)
PLASTER & CONCRETE (in white letters)

Standard Length:

100 feet

Nominal Specifications

Series	ID (in.)	ID (mm)	OD (in.)	OD (mm)	Max Rec. WP (PSI)	Weight (lbs./ft.)
T758AA/AE100	1	25	1.57	40	800	0.60
T758AA/AE125	1 1/4	32	1.93	49	800	0.85
T758AA/AE150	1 1/2	38	2.28	58	800	1.15
T758AA/AE200	2	51	2.80	71	800	1.49

COUPLING SUGGESTIONS

Tubular steel full flow male permanently swaged or internally expanded with ferrule to provide maximum hose coupling compatibility.

Material Handling



NEW
SIZE

T760AA 75 PSI Light Weight Dry Powder Delivery Hose



Applications:

Discharge of dry powders under low pressure, such as dry cement, grains and animal feed transfer.

Cover:

Black conductive SBR/NR blend – abrasion and ozone resistant.

Reinforcement:

Spiraled high tensile textile cords.

Tube:

3/16" black static conducting NR – compounded to resist cutting by abrasive materials.

Working Pressure:

Constant Pressure – 5 Bar (75 PSI)

Temperature Range:

-22°F (-30°C) to 176°F (+80°C)

Branding:

ALFAGOMMA – ITALY T760 5 BAR (75 PSI) BULK MATERIAL DELIVERY (in white letters)

Standard Length:

100 feet

Nominal Specifications

Series	ID (in.)	ID (mm)	OD (in.)	OD (mm)	Max Rec. WP (PSI)	Weight (lbs./ft.)
T760AA400	4	102	4.53	115	75	1.58
T760AA450	4 1/2	115	5.00	127	75	1.85
T760AA500	5	127	5.47	139	75	2.05
T760AA600	6	152	6.61	168	75	2.30


★ Excessive bending during operation may cause premature wear.

COUPLING SUGGESTIONS

Quick-Acting, pin lug, short shank couplings or combination nipples attached with single bolt, double bolt, wire or band type clamps.

★ Kuriyama offers a full line of Quick-Acting couplings, pin lug shank couplings and combination nipples. Refer to current Kuriyama-Couplings™ and Accessories Catalog for type and pricing.

BECAUSE WE CONTINUALLY EXAMINE WAYS TO IMPROVE OUR PRODUCTS, WE RESERVE THE RIGHT TO ALTER SPECIFICATIONS OR DISCONTINUE PRODUCTS WITHOUT PRIOR NOTICE.



T763AA 75 PSI Heavy Weight Dry Powder Delivery Hose

Applications:

Discharge of dry powders under low pressure.
Pneumatic transfer of dry materials and abrasive slurries.

Cover:

Black conductive SBR/NR blend – abrasion and ozone resistant.

Reinforcement:

Spiraled high tensile textile cords.

Tube:

1/4" black static conducting NR – compounded to resist cutting by abrasive materials.

Working Pressure:

Constant Pressure – 5 Bar (75 PSI)

Temperature Range:

-22°F (-30°C) to 176°F (+80°C)

Branding:

ALFAGOMMA – ITALY T763 5 BAR (75 PSI) BULK MATERIAL DELIVERY (in green letters)

Standard Length:

100 feet

Nominal Specifications

Series	ID (in.)	ID (mm)	OD (in.)	OD (mm)	Max Rec. WP (PSI)	Weight (lbs./ft.)
T763AA400	4	102	4.72	120	75	2.14
T763AA450	4 1/2	115	5.24	133	75	2.30
T763AA500	5	127	5.71	145	75	2.60

★ Excessive bending during operation may cause premature wear.

COUPLING SUGGESTIONS

Quick-Acting, pin lug, short shank couplings or combination nipples attached with single bolt, double bolt, wire or band type clamps.

★ Kuriyama offers a full line of Quick-Acting couplings, pin lug shank couplings and combination nipples. Refer to current Kuriyama-Couplings™ and Accessories Catalog for type and pricing.

BECAUSE WE CONTINUALLY EXAMINE WAYS TO IMPROVE OUR PRODUCTS, WE RESERVE THE RIGHT TO ALTER SPECIFICATIONS OR DISCONTINUE PRODUCTS WITHOUT PRIOR NOTICE.

Material Handling



HWT763AA 75 PSI Heavy Duty Dry Powder Delivery Hose 3/8" Tube

**Applications:**

Discharge of dry powders under low pressure.
Pneumatic transfer of dry materials and abrasive slurries.

Cover:

Black conductive SBR/NR blend – abrasion and ozone resistant.

Reinforcement:

Spiraled high tensile textile cords.

Tube:

3/8" black static conducting NR – compounded to resist cutting by abrasive materials.

Working Pressure:

Constant Pressure – 5 Bar (75 PSI)

Temperature Range:

-22°F (-30°C) to 176°F (+80°C)

Branding:

ALFAGOMMA – ITALY T763 5 BAR (75 PSI) HEAVY DUTY BULK MATERIAL DELIVERY (in green letters)

Standard Length:

100 feet

Nominal Specifications

Series	ID (in.)	ID (mm)	OD (in.)	OD (mm)	Max Rec. WP (PSI)	Weight (lbs./ft.)
HWT763AA400	4	102	4.96	126	75	2.56

★ Excessive bending during operation may cause premature wear.

COUPLING SUGGESTIONS

Quick-Acting, pin lug, short shank couplings or combination nipples attached with single bolt, double bolt, wire or band type clamps.

★ Kuriyama offers a full line of Quick-Acting couplings, pin lug shank couplings and combination nipples. Refer to current Kuriyama-Couplings™ and Accessories Catalog for type and pricing.

BECAUSE WE CONTINUALLY EXAMINE WAYS TO IMPROVE OUR PRODUCTS, WE RESERVE THE RIGHT TO ALTER SPECIFICATIONS OR DISCONTINUE PRODUCTS WITHOUT PRIOR NOTICE.



T766AA

150 PSI Heavy Duty Dry Powder Delivery Hose

Applications:

Discharge of dry powders in heavy duty applications, such as dry cement, grains and animal feed transfer.

Cover:

Black conductive SBR/NR blend – abrasion and ozone resistant.

Reinforcement:

Spiraled high tensile textile cords.

Tube:

1/4" black static conducting NR – compounded to resist cutting by abrasive materials.

Working Pressure:

Constant Pressure – 10 Bar (150 PSI)

Temperature Range:

-22°F (-30°C) to 176°F (+80°C)

Branding:

ALFAGOMMA – ITALY T766 10 Bar (150 PSI) BULK MATERIAL DELIVERY (in white letters)

Standard Length:

100 feet

Nominal Specifications

Series	ID (in.)	ID (mm)	OD (in.)	OD (mm)	Max Rec. WP (PSI)	Weight (lbs./ft.)
T766AA400	4	102	4.65	118	150	1.96

★ Excessive bending during operation may cause premature wear.

COUPLING SUGGESTIONS

Quick-Acting, pin lug, short shank couplings or combination nipples attached with single bolt, double bolt, wire or band type clamps.

★ Kuriyama offers a full line of Quick-Acting couplings, pin lug shank couplings and combination nipples. Refer to current Kuriyama-Couplings™ and Accessories Catalog for type and pricing.

BECAUSE WE CONTINUALLY EXAMINE WAYS TO IMPROVE OUR PRODUCTS, WE RESERVE THE RIGHT TO ALTER SPECIFICATIONS OR DISCONTINUE PRODUCTS WITHOUT PRIOR NOTICE.

Specialty Hoses



T146AK 1000 PSI Braided MSHA Mine Spray Hose

**Applications:**

Underground mine water spray for dust control. Also usable on continuous mining machinery.

Cover:

Yellow SBR/NBR blend – abrasion, ozone, hydrocarbon and fire resistant – pin pricked.

Reinforcement:

High tensile steel wire braids.

Tube:

Black Extruded SBR/NBR blend – oil mist resistant.

Working Pressure:

Constant Pressure – 70 BAR (1000 PSI)

Temperature Range:

-22°F (-30°C) to 200°F (+90°C)

Branding:

ALFAGOMMA – ITALY – 70 BAR (1000 PSI) MINE SPRAY MSHA IC – 152/6 (embossed)

Standard Length:

50 or 100 feet


Nominal Specifications

Series	ID (in.)	ID (mm)	OD (in.)	OD (mm)	Max Rec. WP (PSI)	Min. Bending Radius (in. @ 68°F)	Weight (lbs./ft.)
T146AK075	3/4	19	1.10	28	1000	3 3/4	0.45
T146AK100	1	25	1.34	34	1000	5	0.58
T146AK125	1 1/4	32	1.61	41	1000	6 1/4	0.75
T146AK150	1 1/2	38	1.93	49	1000	7 1/2	1.08
T146AK200	2	51	2.48	63	1000	10	1.47

COUPLING SUGGESTIONS

Permanently attached crimped hydraulic couplings.

BECAUSE WE CONTINUALLY EXAMINE WAYS TO IMPROVE OUR PRODUCTS, WE RESERVE THE RIGHT TO ALTER SPECIFICATIONS OR DISCONTINUE PRODUCTS WITHOUT PRIOR NOTICE.



T957LL 300 PSI Furnace Door Coolant Hose

Applications:

To convey cooling water to furnace doors in steel mills, glass plants, foundries, or where the hose is subjected to high temperatures and splashes of white-hot molten metals or glass.

Cover:

Beige EPDM – heat resistant, non-conductive resin-coated dust-free fiberglass cover.

Reinforcement:

High tensile textile cords.

Tube:

White EPDM.

Working Pressure:

Constant Pressure – 20 BAR (300 PSI)

Temperature Range:

Tube: -40°F (-40°C) to 248°F (+120°C)

Cover: -40°F (-40°C) to 1000°F (up to +540°C)

Standard Length:

100 feet

Nominal Specifications

Series	ID (in.)	ID (mm)	OD (in.)	OD (mm)	Max Rec. WP (PSI)	Weight (lbs./ft.)
T957LL050	1/2	13	0.98	25	300	0.30
T957LL075	3/4	19	1.22	31	300	0.46
T957LL100	1	25	1.46	37	300	0.56
T957LL125	1 1/4	32	1.81	46	300	0.82
T957LL150	1 1/2	38	2.13	54	300	0.98
T957LL200	2	51	2.64	67	300	1.26
T957LL250	2 1/2	63	3.19	81	300	1.55
T957LL300	3	76	3.78	96	300	2.15

★ Special order, minimums required. Contact your nearest KOA warehouse location for more information.

(Reprinted from RMA Hose Handbook 1 P-2 - Fourth Edition)

Hose has a limited life and the user must be alert to signs of impending failure, particularly when the conditions of service include high working pressures and/or the conveyance or containment of hazardous materials,

GENERAL CARE AND MAINTENANCE OF HOSE

Hose should not be subjected to any form of abuse in service. It should be handled with reasonable care. Hoses should not be dragged over sharp or abrasive surfaces unless specifically designed for such service. Care should be taken to protect hose from severe end loads for which the hose or hose assembly were not designed. Hose should be used at or below its rated working pressure; any changes in pressure should be made gradually so as to not subject the hose to excessive surge pressures. Hose should not be kinked or be run over by equipment. In handling large size hose, dollies should be used whenever possible; slings or handling rigs, properly placed, should be used to support heavy hose used in oil suction and discharge service.

STORAGE

Rubber hose products in storage can be affected adversely by temperature, humidity, ozone, sunlight, oils, solvents, corrosive liquids and fumes, insects, rodents and radioactive materials.

The appropriate method for storing hose depends to a great extent on its size (diameter and length), the quantity to be stored, and the way in which it is packaged. Hose should not be piled or stacked to such an extent that the weight of the stack creates distortions on the lengths stored at the bottom. Since hose products vary considerably in size, weight, and length, it is not practical to establish definite recommendations on this point. Hose having a very light wall will not support as much load as could a hose having a heavier wall or hose having a wire reinforcement. Hose which is shipped in coils or bales should be stored so that the coils are in a horizontal plane.

Whenever feasible, rubber hose products should be stored in their original shipping containers, especially when such containers are wooden crates or cardboard cartons which provide some protection against the deteriorating effects of oils, solvents, and corrosive liquids; shipping containers also afford some protection against ozone and sunlight.

Certain rodents and insects will damage rubber hose products, and adequate protection from them should be provided.

The ideal temperature for the storage of rubber products ranges from 50° to 70°F (10-20°C) with a maximum limit of 100°F (38°C). If stored below 32°F (0°C), some rubber products become stiff and would require warming before being placed in service. Rubber products should not be stored near sources of heat, such as radiators, base heaters, etc., nor should they be stored under conditions of high or low humidity.

To avoid the adverse effects of high ozone concentration, rubber hose products should not be stored near electrical equipment that may generate ozone or be stored for any lengthy period in geographical areas of known high ozone concentration. Exposure to direct or reflected sunlight – even through windows – should also be avoided. Uncovered hose should not be stored under fluorescent or mercury lamps which generate light waves harmful to rubber.

Storage areas should be relatively cool and dark, and free of dampness and mildew. Items should be stored on a first-in, first-out basis, since even under the best conditions, an unusually long shelf life could deteriorate certain rubber products.

Flexibility & Bend Radius

Flexibility and minimum bend radius are important factors in hose design and selection if it is known that the hose will be subjected to sharp curvatures in normal use. When bent at too sharp an angle, hose may kink or flatten in the cross-section. The reinforcement may also be unduly stressed or distorted and the hose life thereby shortened.

Adequate flexibility means the hose should be able to conform to the smallest anticipated bend radius without over stress. The minimum bend radius is generally specified for each hose in this catalog. This is the radius to which the hose can be bent in service without damage or appreciably shortening its life. The radius is measured to the inside of the curvature.

Formula to determine minimum hose length given bend radius and degree of bend required:

$$L = \frac{A}{360^\circ} \times 2\pi B$$

Where:

L = Minimum length of hose to make bend (Bend must be made equally along this portion of hose length).

A = Angle of bend

B = Given bend radius of hose

$\pi = 3.14$

Example: To make a 60° bend at the hoses's rated minimum bend radius of 15 cm:

$$L = \frac{60}{360^\circ} \times 2 \times 3.14 \times 15 \cong 16 \text{ cm}$$

Thus, the bend must be made over approximately 16 cm of hose length. The bend radius used must be equal to or greater than the rated minimum bend radius. Bending the hose to a smaller bend radius than minimum may kink the hose and the result in damage and early failure.

Oil Resistance

The definition of Oil Resistance is currently related to Tensile Retention % and Volume Swell % of the tested material after immersion in ASTM No. 3 Oil and in ASTM Fuel B for 70 hours at 100°C (212°F). The hose industry is currently classifying the materials as follows:

Material Classification		Tensile Retention	Volume Swell
Maximum Oil Resistance	ASTM No. 3 Oil ASTM Fuel B	80% Min. 50% Min.	25% Max. 35% Max.
Medium Oil Resistance	ASTM No. 3 Oil ASTM Fuel B	40% Min. 35% Min.	100% Max. 60% Max.
None Oil Resistance	ASTM No. 3 Oil ASTM Fuel B	Less Than 40% Less Than 35%	More Than 100% More Than 80%

Safety Features

Air hose – 4:1 Safety factor. Burst vs Working pressure

Water hose – 3:1 Safety factor. Burst vs Working pressure

Steam hose – 10:1 Safety factor. Burst vs Working pressure

The Chemical Guides in this section are offered as a general indication of the compatibility of the various materials used in ALFAGOMMA® hose with the chemicals and fluids listed. The basis for the ratings in this guide include actual service experience, the advice of various polymer suppliers, and the considered opinion of our rubber chemists. When in doubt, a sample of the compound should always be tested with the particular chemical it is to handle. Some of the variables that come into play in the resistance of a compound to chemical attack are:

1. Temperature of the Material Transmitted:

Higher temperatures increase the effect of chemicals on rubber compounds. The increase varies with the polymer and the chemical. A compound quite suitable at room temperature might fail very quickly at higher temperatures.

2. Service Conditions:

A rubber compound usually swells when exposed to a chemical. With a given percent of swell, the hose tube may function satisfactorily if the hose is in a static condition, but fail quickly if the hose is subject to flexing.

3. The Grade or Blend of the Rubber Compound:

Basic rubber polymers are sometimes mixed or blended together to enhance a particular property for a specific service. The reaction to a particular chemical blend of polymers may, therefore, be somewhat different from the reaction to the single ones. When in doubt, a sample of the compound should always be tested with the particular chemical it is to handle.

4. Alfagomma® hoses are produced using silicone free release agents.

KEY TO GENERAL CHEMICAL RESISTANCE CHART

Note: All data based on 20°C (68°F) unless otherwise noted.

Blank = No Data G = Good C = Conditional X = Unsatisfactory
 E = Excellent F = Fair I = Insufficient Data

GENERAL CHEMICAL RESISTANCE OF ALFAGOMMA® HOSE COMPOUNDS

ASTM Designation D1418-93	Common Name	Composition	General Properties
CIIR	Chlorobutyl	Chloro-Isobutene-Isoprene	Excellent resistance to high heat steam. Very good weathering resistance, low permeability to air. Good physical properties. Poor resistance to petroleum-based fluids.
CR	Neoprene	Chloroprene	Excellent weathering resistance. Flame retarding. Good oil resistance. Good physical properties.
CSM	Hypalon®	Chloro-sulfonated polyethylene	Excellent ozone, weathering and acid resistance. Good abrasion and heat resistance. Can be compounded for good oil resistance.
EPDM	EPM or EPDM	Ethylene-propylene-diene-terpolymer	Good general purpose polymer. Excellent heat, ozone and weather resistance. Not oil resistant.
NBR	BUNA-N or Nitrile	Nitrile-Butadiene	Excellent oil resistance. Good physical properties.
NR	Natural	Isoprene Rubber (Natural)	Excellent physical properties, including abrasion resistance. Not oil resistant.
SBR	SBR	Styrene-Butadiene Rubber	Good physical properties, including abrasion resistance. Not oil resistant.
UHMWPE	UHMWPE	Ultra-High Molecular Weight Polyethylene	Excellent resistance to a majority of existing chemicals. Meets FDA requirements for food and beverages.
XLPE	Cross Linked Polyethylene	Cross Linked Polyethylene	Excellent resistance to most solvents, oils and chemicals. Do not confuse with chemical properties of standard polyethylene.
	Synthetic Rubber	Synthetic Rubber	Black conductive synthetic rubber, excellent resistance to Biofuel based fluids.

FOR APPLICATIONS INVOLVING INDUSTRIAL ACID CHEMICALS AND ALCOHOLS, PLEASE REFER TO T5050G AND T5090E CHEMICAL HOSES.

Key to General Chemical Resistance Chart [all data based on 20°C (68°F) unless noted]:

E – Excellent; G – Good; F – Fair; C – Conditional; I – Insufficient Data; X – Not Recommended; Blank – No Data

COMPOUND

Chemical or Material Conveyed	CIIR	CR	CSM	EPDM	NBR	NR	SBR	XLPE	UHMWPE	T629AA
ACETALDEHYDE	E	C	F	E	X	F	X	E	E	X
ACETIC ACID, GLACIAL	G	F	C	G	X	C	X	E	E	X
ACETIC ACID, 10%	G	E	E	E	E	G	F	E	E	E
ACETIC ACID, 50%	G	F	E	E	F	X	F	E	E	F
ACETIC ANHYDRIDE	C	G	E	G	X	F	X	E	E	X
ACETIC OXIDE (Acetic anhydride)	G	G	E	G	X	F	X	E	E	X
ACETONE	E	C	X	E	X	C	C	E	E	X
ACETONE CYANOHYDRIN	E	G	F	E	X	F				X
ACETONITRILE	E	E	G	E	X	G				X
ACETOPHENONE	G	X	X	E	X	C	X	E	E	X
ACETYL ACETONE	E	X	X	E	X	X	X			X
ACETYL CHLORIDE	X	X	C	X	X	X	X			X
ACETYL OXIDE (Acetic anhydride)	G	G	E	G	X	F		E	E	X
ACETYLENE	E	E	C	E	E	C	F	E	E	E
ACETYLENE DICHLORIDE	F	X	X	C	X	X	X			X
ACETYLENE TERACHLORIDE	X	C	X	C	X	X				X
ACROLEIN	E	G	G	E	F	G	F			F
ACRYLONITRILE	X	X	C	E	X	C	F	E	E	X
ACRYLIC ACID		X	G	X	X	X				X
ADIPIC ACID	X	E	G	C	E	E		E	E	E
AIR, +300°F	G	G	G	G	G	X	X			G
ALK-TRI	X	X	X	X	X	X				X
ALLYL ALCOHOL	E	E	E	E	E	E		E	E	E
ALLYL BROMIDE	X	X	X	X	X	X				X
ALLYL CHLORIDE	C	X	X	X	G	X	E	E	F	G
ALUM (Aluminium potassium sulfate)	E	E	E	G	C	E		E	E	C
ALUMINIUM ACETATE	G	C	F	E	C	E	X			C
ALUMINIUM CHLORIDE	E	E	E	E	E	E	E	E	E	E
ALUMINIUM FLUORIDE	E	E	E	E	E	E	E	E	E	E
ALUMINIUM FORMATE	G	E	X	E	X	X				X
ALUMINIUM HYDROXIDE	E	E	E	E	E	E	G	E	E	E
ALUMINIUM NITRATE	E	E	E	E	E	E	E			E
ALUMINIUM SULFATE	A	G	E	E	E	E	G	E	E	E
ALUMUS-NH3-CR-K										
AMINES-MIXED		C	X	G	X	C	G			X
AMINO BENZENE (Aniline)	E	X	C	C	X	X	X	E	E	X
AMINODIMETHILBENZENE	G	X	F	C	C	X				C
AMINOETHANE (Ethylamine)	G	C	F	E	C	C	X	E	E	C
AMINOXYLENE	G	X	X	E	C	X				C
AMMONIUM CARBONATE	E	E	C	E	C	E	E			C
AMMONIUM CHLORIDE	E	E	E	E	G	E	E	E	E	G
AMMONIUM HYDROXIDE	G	E	E	E	C	G	X	E	E	C
AMMONIUM NITRATE	E	E	E	E	E	E	E	E	E	E
AMMONIUM PHOSPHATE, DIBASIC	E	E	E	E	E	E	E	E	E	E
AMMONIUM SULFATE	E	E	E	E	E	E	G	E	E	E
AMMONIUM SULFIDE	E	E	E	E	C	E	G	E	E	C
AMMONIUM THIOSULFATE	E	E	E	E	C	E				C
AMYL ACETATE	G	X	X	C	X	C	X	E	E	X
AMYL ACETONE	G	X	X	G	X	X				X
AMYL ALCOHOL	E	C	E	E	C	C	G	E	E	C
AMYL BROMIDE	X	X	X	C	X	X				X
AMYL CHLORIDE	X	X	X	X	X	X	X	E	E	X
AMYL ETHER	X	X	F	X	C	X				C
AMYLAMINE	G	C	F	X	F	F				F

COMPOUND

Chemical or Material Conveyed	CIIR	CR	CSM	EPDM	NBR	NR	SBR	XLPE	UHMWPE	T629AA
ANETHOLE	X	X	X	X	X	X				X
ANILINE	E	X	C	C	X	X	X	E	E	X
ANILINE DYES	G	C	G	C	X	C	G	E	E	X
ANILINE OIL	G	X	C	C	X	X	X	E	E	X
ANIMAL FATS	C	C	F	C	E	X	X	E	E	E
ANTIMONY PENTACHLORIDE		C	X	C	X	X		E	E	X
AQUA REGIA	C	X	C	C	X	X	X	X	X	X
ARGON	G	G	X	E	E	X	C			E
ARSENIC ACID	E	E	E	E	E	E	E	E	E	E
ASPHALT	X	C	F	X	C	X	X	E	E	C
ASTM FUEL A	X	C	C	X	E	X	X			E
ASTM FUEL B	X	X	X	X	C	X	X			C
ASTM FUEL C	X	X	X	X	C	X	X			C
ASTM OIL NO.1	X	E	C	X	E	X	X	E	E	E
ASTM OIL NO.2	X	C	X	X	E	X	X	E	E	E
ASTM OIL NO.3	X	C	C	X	E	X	X	E	E	E
ASTM OIL NO.4	X	X	X	X	C	X	X			C
AUTOMATIC TRASMISSION FLUID	X	C	C	X	E	X	X			E
BANANA OIL	C	X	C	C	X	X				X
BARIUM CHLORIDE	E	E	E	E	E	E	E	E	E	E
BARIUM HYDROXIDE	E	E	E	E	E	E	E	E	E	E
BARIUM SULPHIDE	E	E	E	E	E	E	G	E	E	E
BEER	E	E	E	E	E	E	E	E	E	E
BEET SUGAR LIQUORS	E	C	E	E	E	E	E	E	E	E
BENZAL CHLORIDE	G				X					X
BENZALDEHYDE	G	X	X	E	X	X	X	E	E	X
BENZENE	X	C	C	C	X	X	X	E	F	X
BENZENE CARBOXYLIC ACID	E	E	C	C	X	X				X
BENZINE (Gasoline)	X	C	C	X	E		X	E	E	E
BENZOIC ACID	C	E	C	C	X	X	X			X
BENZOL (Benzene)	X	C	C	C	X	X	X	E	F	X
BENZOTRICHLORIDE		X	X	E	X	X				X
BENZYL ACETATE	E	E	G	E	X	X				X
BENZYL ALCOHOL	E	C	C	C	X	X	X			X
BENZYL CHLORIDE	X	X	X	X	X	X	X			X
BENZYL ETHER (Dibenzyl Ether)	G	X	X	C	X	X	X			X
BIODIESEL (BD100 O B100)										E
BIODIESEL (BD20 O B20)										E
BIOETHANOL (E85)										E
BIS (2-CLOROETHYL) ETHER										
BLACK SULFATE LIQUOR	G	G	G	G	G	G	G	E	E	G
BLEACH	E	C	E	E	X	C	X	G	F	X
BORAX SOLUTION	E	E	E	E	C	C	G	E	E	C
BORIC ACID	E	E	E	E	E	E	E	E	E	E
BRAKE FLUID (HD-557)12 DAYS	E	C	C	E	C	X	E			C
BRINE	E	E	E	E	E	E	E		E	E
BROMACIL										
BROMOBENZENE	X	X	X	X	X	X	X			X
BROMOCHLOROMETANE	C	X	X	G	X	X		F	F	X
BROMOETHANE (Ethyl bromide)	C	X	X	X	C	C	X	E	E	C
BROMOTOLUENE	X		X		X	X				X
BUGDIOXANE										
BUNKER OIL	X	G	C	X	E	X	X			E
BUTADIENE	X	X	G	X	X	X	X	E	E	X

FOR APPLICATIONS INVOLVING INDUSTRIAL ACID CHEMICALS AND ALCOHOLS, PLEASE REFER TO T5050G AND T5090E CHEMICAL HOSES.

Chemical Resistance Chart

Key to General Chemical Resistance Chart [all data based on 20°C (68°F) unless noted]:

E – Excellent; G – Good; F – Fair; C – Conditional; I – Insufficient Data; X – Not Recommended; Blank – No Data

COMPOUND

Chemical or Material Conveyed	CIIR	CR	CSM	EPDM	NBR	NR	SBR	XLPE	UHMWPE	T629AA
BUTANE	X	E	C	X	E	X	X	E	E	E
BUTANOIC ACID	X	X	C	C	C	C				C
BUTANOL (Butyl alcohol)	C	E	E	C	E	E	E	E	E	E
BUTANONE	E	X	X	E	X	X	X	E	E	X
BUTOXYETHANOL	C	X	G	E	C	X				C
BUTYL ACETATE	C	X	X	C	X	X	X	E	E	X
BUTYL ACRYLATE	X	X	X	C	X	X	X	E	E	X
BUTYL ALCOHOL	C	E	E	C	E	E	E	E	E	E
BUTYL ALDEHYDE (Butyraldehyde)	C	X	X	C	X	X	X	E	E	X
BUTYL BENZYL PHTHALATE	E	E	X	E	X	X		E	E	X
BUTYL CARBITOL	E	X	C	E	X	X	X			X
BUTYL CELLOSOLVE	C	X	G	C	C	X	X	E	E	C
BUTYL CHLORIDE	F	X	X	X	X	X				X
BUTYL ETHER	C	C	X	C	X	X	X	E	E	X
BUTYL ETHER ACETALDEHYDE	G	X	X	X	X	X				X
BUTYL ETHYL ETHER	X	X	C	F	G	X				G
BUTYL OLEATE	C	X	X	C	X	X	X			X
BUTYL PHTHALATE	G	X	X	E	X	X	X	E	E	X
BUTYL STEARATE	C	X	X	X	C	X	X	E	E	C
BUTYLENE	X	C	C	X	C	X	X			C
BUTYRALDEHYDE	C	X	X	C	X	X	X	E	E	X
BUTYRIC ACID	X	X	C	C	C	C	X	E	E	C
BUTYRIC ANHYDRIDE	F	G	G	E	C	F				C
CADMIUM ACETATE	E		E		X	X				X
CALCIUM ALUMINATE	E		E		E	E				E
CALCIUM BICHROMATE	E	E	F	E	C					C
CALCIUM BISULFIDE	X	E	F	E	C	X	G			C
CALCIUM CHLORIDE	E	E	E	E	E	E	E	E	E	E
CALCIUM HYDROXIDE	E	E	E	E	E	E	E	E	E	E
CALCIUM HYPOCHLORITE	E	C	E	E	C	C	X	E	E	C
CALCIUM NITRATE	E	E	E	E	E	E	E			E
CALCIUM SULFIDE	E	E	E	E	E	C	X			E
CALCIUM ACETATE	E	C	C	E	C	E	X			C
CAPRYLIC ACID	F		G		F	C				F
CARBAMIDE (Urea)	E	G	E	E	G	E		E	E	G
CARBITOL	C	C	C	C	C	C	E	E	E	C
CARBOLIC ACID PHENOL	C		C			C				
CARBON DIOXIDE	E	G	E	G	E	G	G	E	E	E
CARBON DISULFIDE (Carbon bisulfide)	X	X	X	X	X	X		C	C	X
CARBON MONOXIDE	E	C	C	E	E	C	G	E	E	E
CARBON TETRACHLORIDE	X	X	X	X	X	X		E	E	X
CARBONIC ACID	E	E	E	E	C	E	G	E	E	C
CASTOR OIL	C	E	E	C	E	E	E	E	E	E
CAUSTIC SODA	E	G	E	G	C	E	E	E	E	C
CELLOSOLVE ACETATE	C	X	X	G	X	C	X	E	E	X
CELLUGUARD	E	E	E	E	E	E	E			E
CETYLIC ACID (Palmitic acid)	C	G	C	C	E	C	G	E	E	E
CHINA WOOD OIL (Tung oil)	C	C	C	X	E	X	X	E	E	E
CHLORINATED SOLVENTS	X	X	X	X	X	X	X	E	E	X
CHLORO-2-PROPANONE	C		X			X				
CHLOROACETIC ACID	C	X	G	C	X	X	X	E	E	X
CHLOROACETONE	C	X	X	E	X	X	X	E	E	X
CHLOROBENZENE	X	X	X	X	X	X	X	E	E	X
CHLOROBUTANE	F	X	X	X	X	X				X

COMPOUND

Chemical or Material Conveyed	CIIR	CR	CSM	EPDM	NBR	NR	SBR	XLPE	UHMWPE	T629AA
CHLORODANE (Chlordane)	X	C	C	X	C	X	X			C
CHLOROETHYL BENZENE	X	X	X	X	C	X				C
CHLOROFORM	X	X	X	X	X	X	X	F	F	X
CHLOROPENTANE	X	X	X	X	X	X				X
CHLOROSULFONIC ACID	X	X	X	X	X	X	X	F	X	X
CHLOROTOLUENE	X	X	X	X	X	X	X			X
CHLOROXY	C	C	C	G	C	X	X			C
CHROME PLATING SOLUTIONS	C	X	X	C	X	X	X			X
CHROMIC ACID	C	X	E	C	X	C	X	E	E	X
CHROMIUM TRIOXIDE (Chromic oxide)	G	X	E	C	X	X	X			X
CINNAMENE (Vinylbenzene)	X	X	X	X	C	X	X			C
CIS-9-OCTADECENOIC ACID (Oleic acid)	X	C	C	C	G	X	X	E	E	G
CITRIC ACID	E	E	E	E	E	E	E	E	E	E
COAL TAR OIL (Coal oil)	X	G	F	X	E	X	X	E	E	E
COAL TAR	X	C	C	X	C	X	X	E	E	C
COAL TAR NAPHTHA	X	X	X	X	X	X		E	E	X
COCONUT OIL	C	C	C	C	E	X	X	E	E	E
COKE OVEN GAS	C	X	C	X	X	C	X	E	E	X
COOLANOL (Monsanto)	X	C	C	X	E	X	X			E
COPPER CHLORIDE	E	C	C	E	E	E	E	E	E	E
COPPER CYANIDE	E	E	E	E	E	E	E	E	E	E
COPPER HYDRATE	E		G		G	F				G
COPPER HYDROXIDE (Copper hydrate)	E		G		G	F				G
COPPER SULFATE	C	E	E	E	E	C	G	E	E	E
CORN OIL	C	C	C	C	E	X	X	E	E	E
COTTONSEED OIL	C	C	C	C	E	X	X	E	E	E
CREOSOTE	X	C	X	X	C	X	X	E	E	C
CRESOLS	X	X	X	X	X	X	X	E	E	X
CRESYLIC ACID	X	X	X	X	X	X	X	E	E	X
CROTONALDEHYDE	E	X	X	E	X	X	F	E	E	X
CRUDE OIL	X	C	C	X	C	X	X	E	E	C
CUMENE	X	X	X	X	X	X	X			X
CUPRIC CARBONATE										
CUPRIC HYDROXIDE (Copper hydroxide)	E		G		G	F				G
CUPRIC NITRATE (Copper nitrate)	E	E	E	C	C	G		E	E	C
CUPRIC SULFATE (Copper sulfate)	C	E	E	E	E	C	G	E	E	E
CUTTING OIL	X	C	C	X	E	C	X			E
CYCLOHEXANE	X	X	C	X	E	X	X	E	E	E
CYCLOHEXANOL	X	C	C	X	G	C	X	E	E	G
CYCLOHEXANONE	C	X	X	C	X	X	X	E	E	X
CYCLOPENTANE	X	C	X	X	G	X				G
CYCLOPENTANOL										
CYCLOPENTANONE	X		X		X	X				X
CYCLOPENTYL ALCOHOL (Cyclopentanol)		F		C	X					X
D-FURALDEHYDE (Furfural)	C	F	C	E	G	X				G
DDT IN KEROSENE	X	C	C	X	E	X	X			E
DECAHYDRONAPHTHALENE (Decalin)	X	X	X	X	X	X	E	E	E	X
DECAHYDROXYNAPHTHALENE										
DECALIN	X	X	X	X	X	X	E	E	E	X
DECYL ALCOHOL (Decanol)	X	X	C	X	E	X				E
DECYL ALDEHYDE	F		X	X	X	X				X
DECYL BUTYL PHTHALATE	E		X		X	X				X
DECIL CARBINOL										
DETERGENT, WATER SOLUTION	E	C	C	E	E	E	G	E	E	E

FOR APPLICATIONS INVOLVING INDUSTRIAL ACID CHEMICALS AND ALCOHOLS, PLEASE REFER TO T5050G AND T5090E CHEMICAL HOSES.

Key to General Chemical Resistance Chart [all data based on 20°C (68°F) unless noted]:

E – Excellent; G – Good; F – Fair; C – Conditional; I – Insufficient Data; X – Not Recommended; Blank – No Data

COMPOUND

Chemical or Material Conveyed	CIIR	CR	CSM	EPDM	NBR	NR	SBR	XLPE	UHMWPE	T629AA
DEVELOPING FLUID (PHOTO)	C	E	E	C	E	E	G			E
DEXTRON	X	C	X	X	E	X	X			E
DI (2ETHYLHEXYL) ADIPATE (Diethyl adipate)	E	X	X	G	X	X		G	G	X
DI (2ETHYLHEXYL) PHTHALATE (Diethyl phthalate)	C	X	X	C	X	X	X	E	E	X
DI-ISO-BUTYLENE	X	C	X	X	C	X	X	E		C
DI-ISO-DECYL PHTHALATE	E	X	X	E	X	X				X
DI-ISO-PROPANOLAMINE	E	G	F	E	G	G				G
DI-ISO-PROPYL ETHER	X	C	C	X	G	X		E	E	G
DI-ISO-PROPYL KETONE	E	X	X	E	X	X	X	E		X
DI-P-MENTHA-1,8-DIENE (Cinene)	X	X	X	X	C	X				C
DIACETONE ALCOHOL	E	F	C	E	X	X	X	E	E	X
DIACETYL METHANE (Acetylacetone)	E	X	X	E	X		X			X
DIALLYL PHTHALATE (Diallyl phthalate)										
DIAMMONIUM ORTHOPHOSPHATE		E		E	E					E
DIAMYL NAPHTHALENE	E		X			X		E	E	
DIAMYLAMINE	E	C	C	E	G	G	X			G
DIAMYLENE	X	X	X	X		X				
DIAMYLPHENOL	X		X		X	X		E	E	X
DIBENZYL ETHER	C	X	X	C	X	X	X			X
DIBROMOBENZENE	X	X	X	X	X	X				X
DIBROMOMETHANE (Methylene bromide)	X	X	X	C	X	X				X
DIBUTYL ETHER	C	C	X	C	X	X	X	E	E	X
DIBUTYL PHTHALATE	C	X	X	C	X	X	X	E	E	X
DIBUTYL SEBACATE	C	X	X	C	X	X	X	E	E	X
DIBUTYLAMINE	X	C	C	F	X	X	X			X
DICALCIUM PHOSPHATE	E	E	E	E	E	E				E
DICHLOROETHYLENE (1,2-Dichloroethene)	C	X	X	C	X	X		F	F	X
DICHLOROACETIC ACID	C	X	X	X	X	X	X	E	E	X
DICHLOROBENZENE	X	X	X	X	X	X	X			X
DICHLOROBUTANE	X	X	X	X	C	X	X			C
DICHLORODIFLUOROMETHANE	C	C	C	C	C	C	E	E	G	C
DICHLOROETHANE	C	X	X	X	X	X	X	E	E	X
DICHLOROETHYL ETHER	X	X	X	X	X	X				X
DICHLOROHXANE	X	X	X	X	X	X				X
DICHLOROMETHANE	X	X	X	X	X	X	X			X
DICHLOROPENTANE	X	X	X	X	X	X	X			X
DICHLOROPROPANE	X	X	X	X	F	X		G	G	F
DICHLOROPROPENE	X	X	X	X	C	X		G	G	C
DICHLOROTOLUENE										
DIESEL OIL	X	C	C	X	E	X	X	E	E	E
DIETHANOL AMINE	E	G	F	G	C	G	X			C
DIETHYLBENZENE	X		X			X	X			
DIETHYL ETHER	X	X	X	X	X	X	X	E	E	X
DIETHYL KETONE	G	X	X	G	X	X		E	E	X
DIETHYL OXALATE	X	X	X	X	X	F				X
DIETHYL PHTHALATE	X	X	X	F	X	X		E	E	X
DIETHYL SEBACATE	G	X	F	F	C	X	X			C
DIETHYL SULFATE	C	E	X	E	X	X	E			X
DIETHYL AMINE	C	C	C	C	C	C	G	E	E	C
DIETHYLENE GLYCOL	E	E	E	E	E	E	E	E	E	E
DIETHYLENE OXIDE	X	X	X	E	X	X				X
DIETHYLENTRIAMINE	E	X	F	E	G	G	X			G

COMPOUND

Chemical or Material Conveyed	CIIR	CR	CSM	EPDM	NBR	NR	SBR	XLPE	UHMWPE	T629AA	
DIETHYLTRIAMINE											
DIHYDROXY SUCCINIC ACID	G	G	E	G	G	E				G	
DIHYDROXYDIETHYL ETHER (Diethylene glycol)	E	E	E	E	E	E		E	E	E	
DIISOBUTYL KETONE	G	X	X	E	X	X	X	E	E	X	
DIISODECYL PHTHALATE	E	X	X	E	X	X		E	E	X	
DIISOCTYL ADIPATE	E	X	X	E	X	X				X	
DIISOCTYL PHTHALATE	E	X	X	G	X	X		E	E	X	
DIMETHYL CARBINOL	E	G	E	E	C	E		E	E	C	
DIMETHYL KETONE	E	C	X	E	X	C	F	E	E	X	
DIMETHYL PHTHALATE	C	X	X	C	X	X	X	E	E	X	
DIMETHYL SULFATE	G	X	X	X	X	X		E	E	X	
DIMETHYL SULFIDE	F	X	X	X	X	X				X	
DIMETHYL-3-PENTANONE											
DIMETHYL-4-HEPTANONE											
DIMETHYLAMINE	G	X	X	E	F	G	X	E	E	F	
DIMETHYLANILINE	G	X	X	E	X	X	X			X	
DIMETHYLBENZENE	X	X	X	X	X	X	X			X	
DIMETHYLBUTANE (iso-Pentane)	X		X			X					
DIOCTYL ADIPATE	E	X	X	G	X	X				X	
DIOCTYL PHTHALATE	C	X	X	C	X	X	X	E	E	X	
DIOXALANE								X			
DIOXANE	C	X	X	C	X	X	X	E	E	X	
DIPENTENE	X	X	X	X	C	X	X			C	
DIPENTYLAMINE (Diamylamine)	E	C	C	E	G	G	X			G	
DIPROPYLAMINEOLAMINE											
DIPROPYLENE GLYCOL	E	E	E	E	E	E				E	
DISODIUM PHOSPHATE	E	E	E	E	E	E				E	
DIVINYL BENZENE	X	X	X	X	X	X	X			X	
DOWELL INHIBITOR											
DOWFAX 2A1 SOLVENT											
DOWFAX 2A1 TA											
DOWFAX 6A1 SOLVENT											
DOWFAX 6A1 TA											
DOWTHERM, A AND E	X	X	C	X	X	X	X			X	
DRY CLEANING FLUIDS	X	X	X	X	C	X	X			C	
DUCGKIRIOEBAANE											
DURD AW-16,31											
DURO FR-HD											
ETHANOIC ACID (Acetic acid)			C		C	C		G	E	E	C
ETHANOL (Grain alcohol)	E	E	E	E	C	E	E	E	E	E	
ETHANOLAMINE	C	C	C	E	C	C	X			C	
ETHERS	X	X	X	X	F	X	X	E	E	F	
ETHYL ACETATE	C	X	X	C	X	X	X	E	E	X	
ETHYL ACETOACETATE	C	X	X	C	X	C	F			X	
ETHYL ACETONE (2-Pentanone)	G	X	X	G	X	X				X	
ETHYL ACRYLATE	C	X	X	C	X	X	X			X	
ETHYL ALCOHOL	E	E	E	E	C	E	E	E	E	E	
ETHYL ALDEHYDE	E	X	F	E	X	C		E	E	X	
ETHYL ALUMINIUM DICHLORIDE	X		X		X	X				X	
ETHYL BENZENE	X	X	X	X	X	X	X	E	E	X	
ETHYL BROMIDE	X	X	X	X	C	C	X	E	E	C	
ETHYL BUTYL ACETATE	E		G		X	X				X	
ETHYL BUTYL ALCOHOL (Ethylbutanol)	E		E					E			

FOR APPLICATIONS INVOLVING INDUSTRIAL ACID CHEMICALS AND ALCOHOLS, PLEASE REFER TO T5050G AND T5090E CHEMICAL HOSES.

Chemical Resistance Chart

Key to General Chemical Resistance Chart [all data based on 20°C (68°F) unless noted]:

E – Excellent; G – Good; F – Fair; C – Conditional; I – Insufficient Data; X – Not Recommended; Blank – No Data

COMPOUND

Chemical or Material Conveyed	CIIR	CR	CSM	EPDM	NBR	NR	SBR	XLPE	UHMWPE	T629AA
ETHYL CELLULOSE	C	C	C	C	C	C	G	E	E	C
ETHYL CHLORIDE	E	X	C	C	E	C	G	E	E	E
ETHYL DICHLORIDE	F	X	X	X	X	X	X	E	E	X
ETHYL DIISOBUTYLTHIO-CABARMATE										
ETHYL ETHER	X	X	X	X	X	X	X	E	E	X
ETHYL FORMATE	C	C	C	C	X	X	X			X
ETHYL IODIDE	F	X	X	F	X	X		E	E	X
ETHYL OXALATE	X	X	X	E	X	E	X			X
ETHYL PHTHALATE	X	X	X	F	X	X		E	E	X
ETHYL SILICATE	E	E	C	E	E	C	G			E
ETHYL-N-BUTYL KETONE	G	X	X	G	X	X				X
ETHYL-1-BUTANOL	E	E	E	E	E	E				E
ETHYLAMINE	C	C	F	E	C	C	X			C
ETHYLENE CHLOROXYDRIN	C	C	C	C	X	C	G			X
ETHYLENE DIAMINE	E	E	C	E	C	C	G	E	E	C
ETHYLENE DIBROMIDE	C	X	X	C	X	X	X	F	F	X
ETHYLENE DICHLORIDE	C	X	X	X	X	X	X	F	F	X
ETHYLENE GLYCOL MONOETHYL ACETATE										
ETHYLENE GLYCOL MONOBUTYL ETHER	E	X	C	E	F	X	X	E	E	F
ETHYLENE GLYCOL MONOETHYL ETHER (Ethoxyethanol)	C	X	X	C	C	X		E	E	C
ETHYLENE GLYCOL MONOEHEXIL ETHER										
ETHYLENE GLYCOL	E	E	E	E	E	E	E	E	E	E
ETHYLENE OXIDE	C	X	X	C	X	X	X	E	E	X
FATTY ACIDS	C	C	C	X	C	X	X	E	G	C
FERRIC BROMIDE	E		E		E	E				E
FERRIC CHLORIDE	E	C	C	E	E	E	E	E	E	E
FERRIC NITRATE	E	E	E	E	E	E	E	E	E	E
FERRIC SULFATE	E	E	E	E	E	E	E	E	E	E
FERROUS ACETATE	E	X	E	G	X	X				X
FERROUS CHLORIDE	E	E	E	E	E	E		E	E	E
FERROUS SULFATE	E	E	E	E	E	E	E	E	E	E
FLUOROBORIC ACID	C	E	E	E	E	E	E	E	E	E
FLUORINE	X	X	X	E	X	X		G	G	X
FLUOROSILICIC ACID	E	E	E	E	E	E	G	E	E	E
FORMALDEHYDE	C	C	C	C	C	C	G	E	E	C
FORMALIN (Formaldehyde)	C	G	C	E	G	C	G	E	E	G
FORMIC ACID	E	C	E	E	C	C	E	E	E	C
FREON SO2										
FREON 113	X	E	C	X	E	C	G			E
FREON 12	X	C	E	C	C	X	E	F	G	C
FREON 22	C	E	E	C	X	C	E	F	E	X
FUEL A (ASTM)	X	C	C	X	E	X				E
FUEL B (ASTM)	X	X	X	X	C	X				C
FUEL OIL	X	C	C	X	E	X	X	E	E	E
FURAN (Furfuran)	X	X	X	X	X	X	X	E	E	X
FURFURAL	C	X	C	C	X	X	X	E	E	X
FURFURAN (Furan)	X	X	X	X	X	X	X	E	E	X
FURFURYL ALCOHOL	C	X	X	C	X	X	X	E	E	X
GALLIC ACID	C	C	C	C	C	E	G	E	E	C
GALLOTANNIC ACID	G	E	E	E		E				
GAS, COAL										
GAS, HIGH OCTANE										
GASOLINE	C	X	C	X	E	C	X	E	E	E

COMPOUND

Chemical or Material Conveyed	CIIR	CR	CSM	EPDM	NBR	NR	SBR	XLPE	UHMWPE	T629AA
GLACIAL ACRYLIC ACID (Acrylic acid)	X	X	G	X	X	X				X
GLUCONIC ACID	F	E	G	E	C	X				C
GLUCOSE	E	C	E	E	E	E	E	E	E	E
GLYCERINE	E	E	E	E	E	E	E	E	E	E
GLYCEROL	E	E	E	E	E	E	E	E	E	E
GLYCOGENIC ACID (Gluconic acid)	F	E	G	E	F	X				F
GLYCOLS	E	E	E	E	E	E	E	E	E	E
GLYCONIC ACID (Gluconic acid)	F	E	G	E	F	X				F
GLYCLYL ALCOHOL										
GREASE	X	F	C	X	E	X	X			E
GREEN SULPHATE LIQUOR	E	C	G	E	C	C	G			C
HALON 1211										
HELIUM	E	E	E	E	E	E	E			E
HEPTALDEHYDE	C	C	X	C	E	X	X			E
HEPTANAL	C	C	X	C	E	X	X			E
HEPTANE	X	C	C	X	E	X	X			E
HEPTANE CARBOXYLIC ACID										
HEPTANOIC ACID	X	C	C	X	E	X				E
HEPTANONE										
HEXADECANOIC ACID	G	X	X	G	E	E	G	E	E	E
HEXALDEHYDE	C	C	C	C	X	X	X	E	E	X
HEXANE	X	C	C	X	E	X	X	E	E	E
HEXANOL	C	C	C	C	C	E	E	E	E	C
HEXENE	X	C	C	X	C	X	X			C
HEXYL ALCOHOL	C	C	C	C	C	E	E	E	E	C
HEXYL METHYL KETONE (Methyl hexyl ketone)	G	C	X	G	X	X				X
HEXYLAMINE	G	G	F	G	F	F				F
HEXYLENE GLYCOL	E	E	E	F	C	E				C
HISTOWAX (Paraffin Wax)	X		C			X				
HYDRAULIC & MOTOR OIL	C	C	C	C	C	X	X	E	E	C
HYDRAZINE	C	C	C	E	C	C	G			C
HYDROBROMIC ACID	E	C	E	E	X	E	X	E	E	X
HYDROCHLORIC ACID	C	C	C	C	C	C	X	C	C	C
HYDROCYANIC ACID	C	C	E	E	C	C	G			C
HYDROFLUORIC ACID	C	C	E	C	C	C	X	E	E	C
HYDROFLUOSILICIC ACID	E	C	E	E	X	E	G	E	E	X
HYDROGEN CHLORIDE ANHYDROUS	E	C	E	E	X	X	X			X
HYDROGEN DIOXIDE (10%) (Hydrogen peroxide)	G	F	C	G	F	G				F
HYDROGEN GAS	E	E	E	E	E	C	G	E	E	E
HYDROGEN PEROXIDE OVER 10%	C	X	C	C	X	C	X	C	F	X
HYDROGEN PEROXIDE 10%	G	F	C	G	F	G	X	E	E	F
HYDROGEN SULFIDE (WET)	E	E	G	E	X	X	X	E	E	X
HYDROXY BENZENE (Phenol)	C	X	C	C	X	C				X
HYDROXYISOBUTYRONIRILE (Acetone cyanohydrin)	E	G	F	E	C	C				C
HYDROXYTOLUENE (Benzyl alcohol)	C	C	C	C	X	X	X			X
HYVAR VXL										
IMINODI-2-PROPANOL (Diisopropanolamine)	E	G	F	E	G	G				G
IMINODIETHANOL (Diethanolamine)	C	G	F	G	C	C	X			C
IODINE	C	C	C	C	C	X	G	E	E	C
IODINE PENTAFLUORIDE	X	X	X	X	X	X	X			X

FOR APPLICATIONS INVOLVING INDUSTRIAL ACID CHEMICALS AND ALCOHOLS, PLEASE REFER TO T5050G AND T5090E CHEMICAL HOSES.

Key to General Chemical Resistance Chart [all data based on 20°C (68°F) unless noted]:

E – Excellent; G – Good; F – Fair; C – Conditional; I – Insufficient Data; X – Not Recommended; Blank – No Data

COMPOUND

Chemical or Material Conveyed	CIIR	CR	CSM	EPDM	NBR	NR	SBR	XLPE	UHMWPE	T629AA
IODIFORM	X	X	X	E	E	X				E
ISO-BUTANAL (Isobutyraldehyde)		F		G	X	X	G	E	E	X
ISO-BUTYLAMINE	E	X	F	G	X	F				X
ISO-BUTYLBROMIDE	X	X	X	X	X	X				X
ISO-BUTYLCARBINOL (Isoamyl alcohol)	E	E	E	E	E	X				E
ISOCYANATES	G	X	F	G	C	F		E	E	C
ISOOCTANE	X	C	C	X	E	X	X	E	E	E
ISOPROPYL ACETATE	C	X	X	C	X	X	X	E	E	X
ISOPROPYL ALCOHOL	E	C	E	E	C	E	E	E	E	C
ISOPROPYL ETHER	X	X	C	X	G	X	X	E	E	G
JET FUELS	X	C	X	X	C	X	X	E	E	C
JP-4 OIL	X	X	X	X	E	X	X			E
KEROSENE	X	C	C	X	E	X	X	E	E	E
KETONES	G	C	C	E	C	C	E	E	E	C
LACQUER SOLVENTS	X	X	X	X	X	X		E	E	X
LACTIC ACID - COLD	E	C	E	C	C	E	G	G	G	C
LACTIC ACID - HOT	E	C	E	C	C	E	X	G	G	C
LARD	C	C	C	C	E	X	X	E	E	E
LAVENDER OIL	X	X	X	X	C	X	X			C
LEAD ACETATE	E	C	X	E	C	E	X	E	E	C
LEAD NITRATE	E	E	E	E	E	E	E			E
LEAD SULFATE	E	E	E	E	E	E		E	E	E
LIME	E	G	G	E	G	E		E	E	G
LIME BLEACH (Calcium hypochlorite)	E	C	E	E	C	C	E			C
LIME SULFUR	E	E	E	E	E	C	X	E	E	E
LIMONENE (Dipentene)	X	X	X	X	C	X				C
LINOLEIC ACID	X	C	X	X	C	X	X			C
LINSEED OIL	C	C	C	C	E	X	X	E	E	E
LIQUID PETROLEUM GAS (LPG)	X	G	C	X	E	X	X	E	E	E
LUBRICATING OIL	X	C	C	X	C	X	X	E	E	C
LYE SOLUTIONS (Caustic soda solution)	E	G	E	G	C	E	G			C
MEK	E	X	X	E	X	X	X	E	E	X
MAGNESIUM ACETATE	E	X	E	G	X	X	X			X
MAGNESIUM CHLORIDE	E	E	E	E	E	E	E	E	E	E
MAGNESIUM HYDRATE (Magnesium hydroxide)	E	C	E	E	C	C	G	E	E	C
MAGNESIUM HYDROXYDE	E	C	E	E	C	C	G	E	E	C
MAGNESIUM SULFATE	E	E	E	E	E	C	G	E	E	E
MALEIC ACID	X	X	X	C	X	X	X	E	E	X
MALEIC ANHYDRIDE	C	X	X	C	X	X	X			X
MALIC ACID	X	C	C	C	E	E	G	C	C	E
MANGANOUS SULFATE	G	E	E	E	E	G				E
MAPP										
MERCURY	E	E	E	E	E	E	E	E	E	E
MERCURY VAPORS	E	G	E	E	E	G	E			E
MESITYL OXIDE	F	X	X	C	X	X	X			X
METHALLYL ALCOHOL	E	E	E	E	E	E				E
METHALLYL CHLORIDE	X	X	X			X				
METHANE CARBOXYLIC ACID *see Acetic Acid								E	E	
METHANOIC ACID (Formic acid)	E	E	E	E	G	C	E	E	E	G
METHANOL (Methyl alcohol)	C	E	E	E	C	E	E	E	E	C
METHANOL (Wood alcohol)	C	E	E	E	C	E	E	E	E	C
METHOXY ETHANOL	E	E	E	E	C	E		E	E	C

COMPOUND

Chemical or Material Conveyed	CIIR	CR	CSM	EPDM	NBR	NR	SBR	XLPE	UHMWPE	T629AA
METHOXYETHOXY ETHANOL										
METHOXYPROPENYL BENZENE										
METHYL ACETATE	C	C	X	C	X	C	X			X
METHYL ACETOACETATE	C	X	X	C	X	X	X			X
METHYL ACETONE (Ethyl methyl ketone)	E	X	X	E	X	X	X	E	E	X
METHYL ACETYLENE PROPADIENE										
METHYL ALLYL ALCOHOL										
METHYL ALLYL CHLORIDE (Methylallyl chloride)	X	X	X			X				
METHYL AMYL CARBINOL (s-Heptyl alcohol)	G	G	E	E	E	G				E
METHYL BENZENE (Toluene)	X	X	X	X	X	X	X	F	F	X
METHYL BROMIDE	C	X	X	X	C	X	X	F	F	C
METHYL BUTANE (iso-Pentane)	X	X	X	X	E	X				E
METHYL BUTYL ALCOHOL										
METHYL BUTYL KETONE	E	X	X	E	X	X	X	E	E	X
METHYL CARBITOL (Diethylene glycol monomethyl ether)		F		G	F					F
METHYL CELLOSOLVE	C	C	C	C	C	X	X	E	E	C
METHYL CHLORIDE	C	X	X	C	X	X	X	F	F	X
METHYL CYANIDE	E	E	G	E	C	G				C
METHYL ETHYL KETONE	E	X	X	E	X	X	X	E	E	X
METHYL HEXANOL	E	E	E	E	E	E				E
METHYL METHACRYLATE	X	X	X	X	X	X	X	E	E	X
METHYL NORMAL AMYL KETONE		E	X	E	C	X				C
METHYL PROPYL ETHER	X	X	C	X	X	X				X
METHYL SALICYLATE	C	X	X	C	X	X		E	E	X
METHYL STYRENE (p-Vinyltoluene)	X	X	X	X	X	X				X
METHYL SULFIDE (Dimethyl sulfide)	F	X	X	X	X	X				X
METHYL TERTIARY METHYL ETHER										
METHYL 1-2, 4-PENTANEDIOL										
METHYL-ISO-AMYL-KETONE	G		X			X				
METHYL-L-PROPANOL										
METHYL-2-BUTANOL										
METHYL-2-BUTANONE (Methyl isopropyl ketone)	C	X	X	C	X	X	X			X
METHYL-2-HEXANONE (Methyl isoamyl ketone)	G		X			X				
METHYL-2-PENTANOL (Methyl amyl alcohol)	E	G	E	E	G	G				G
METHYL-2-PENTANONE (Methyl isobutyl ketone)	C	X	X	C	X	X				X
METHYL-2-PROPEN-L-OL										
METHYL-3-PENTEN-1-ONE										
METHYL-4-ISOPROPYL BENZENE (Cymene)	X	X	X	X	X	X				X
METHYL AMYL ACETATE			X			X				
METHYL AMYL ALCOHOL	E	G	E	E	G	G				G
METHYLCYCLOHEXANE	X	X	C	X	X	X				X
METHYLENE BROMIDE	X	X	X	X	C	X		E	E	C
METHYLENE CHLORIDE	X	X	X	C	X	X	X	F	F	X
METHYLETHYL KETONE	E	X	X	E	X	X	X			X
METHYL HEXYL KETONE	G	C	X	G	X	X		E		X
METHYL ISOBUTYL CARBINOL (Methyl amyl alcohol)	E	X	E	C	X	G				X

FOR APPLICATIONS INVOLVING INDUSTRIAL ACID CHEMICALS AND ALCOHOLS, PLEASE REFER TO T5050G AND T5090E CHEMICAL HOSES.

Chemical Resistance Chart

Key to General Chemical Resistance Chart [all data based on 20°C (68°F) unless noted]:

E – Excellent; G – Good; F – Fair; C – Conditional; I – Insufficient Data; X – Not Recommended; Blank – No Data

COMPOUND

Chemical or Material Conveyed	CIIR	CR	CSM	EPDM	NBR	NR	SBR	XLPE	UHMWPE	T629AA
METHYLISOBUTYL KETONE	C	X	X	C	X	X	X	E	E	X
METHYLISOPROPYL KETONE	C	X	X	C	X	X	X			X
METHYLACETONITRILE (Acetone cyanohydrin)	E	G	F	E	X	F				X
M-ETHYLPHENOL										
METHYLPROPYL CARBINOL	E		E		E	E				E
METHYLPROPYL KETONE	G	X	X	G	X	X		E	E	X
MIL-A-6091	E	E	E	E	C	E				C
MIL-C-4339	X	X	X	X	E	X				E
MIL-C-7024	X	C	X	X	E	X				E
MIL-E-9500	E	E	E	E	E	E	E			E
MIL-F-16884	X	C	C	X	E	X	X			E
MIL-F-17111	X	C	X	X	E	X	X			E
MIL-F-25558 (RJ-1)	X	C	C	X	E	X	X			E
MIL-G-10924	X	C	C	X	E	X	X			E
MIL-G-25013	X	C	C	E	E	C	X			E
MIL-G-25537	X	C	C	X	E	X	X			E
MIL-G-3545	X	C	C	X	E	X				E
MIL-G-5572	X	X	X	X	E	X	X			E
MIL-G-7711	X	X	X	X	E	X	X			E
MIL-H-05606 (HFA)	X	C	C	C	E	X				E
MIL-H-13910	G	E	G	E	E	E	E			E
MIL-H-19457	E	X	X	C	X	X	X			X
MIL-H-22251	E	C	C	E	C		G			C
MIL-H-27601	X	C	C	X	G	X				G
MIL-H-5606 (J43)	X	C	C	C	E	X				E
MIL-H-6083	X	E	C	X	E	C	X			E
MIL-H-8446 (MLO-8515)	X	E	C	X	G	X	X			G
MIL-J-5161	X	X	X	X	C	X	X			C
MIL-J-5624 (JP-3,JP-4,JP-5)	X	X	X	X	E	X	X			E
MIL-L-15016	X		C			X	X			
MIL-L-17331	X		G			X	X			
MIL-L-2104	X	C	C	X	E	X				E
MIL-L-21260	X	C	C	X	E	X	X			E
MIL-L-23699	X	C	C	X	C	X	X			C
MIL-L-25681	E	C	C	E	C	C	G			C
MIL-L-3150	X	C	C	X	E	X	X			E
MIL-L-4343							X			
MIL-L-6082							X			
MIL-L-6085	X	X	X	X	C	X	X			C
MIL-L-7808	X	X	X	X	G	X	X			G
MIL-L-7870	X	C	X	X	E	X	X			E
MIL-L-9000	X	C	C	X	E	X	X			E
MIL-L-9236	X	X	X	X	C	X	X			C
MIL-P-27402	E	C	C	E	C		G			C
MIL-R-25567 (RP-1)										
MIL-R-25576 (RP-1)	X		C			X				
MIL-S-3136 TYPE 1 FUEL	X	C	C	X	E	X	X			E
MIL-S-3136 TYPE 2 FUEL	X	X	X	X	C	X	X			C
MIL-S-3136 TYPE 3 FUEL	X	X	X	X	G	X	X			G
MIL-S-3136 TYPE 4 OIL, LOWSWELL	X	X	C	X	E	X	X			E
MIL-S-3136 TYPE 5 OIL, MEDSWELL	X	G	G	X	E	X	X			E
MIL-S-3136 TYPE 6 OIL, HI SWELL	X	X	C	X	E	X	X			E
MIL-S-81087	E	E	E	E	E	E	E			E

COMPOUND

Chemical or Material Conveyed	CIIR	CR	CSM	EPDM	NBR	NR	SBR	XLPE	UHMWPE	T629AA
MINERAL OIL	C	C	C	X	E	X	X	E	E	E
MINERAL SPIRITS	X	C	G	X	C	X	X			C
MOBILE HF A	X	C	X	X	E	X	X			E
MOLTEN SULFUR	G	E	E	E	G	G				G
MONO-CHLOROACETIC ACID	G	C	G	G	X	C	X	E	E	X
MONOBUTYL ETHER	C	C	C	C	G	X	X			G
MONOCHLOROBENZENE	X	X	X	X	X	X	X	F	F	X
MONOCHLORODIFLUOROMETHANE (Chlorodifluoromethane)	C	C	E	C	X	C	E	E	E	X
MONOETHANOL AMINE	C	G	C	C	G	C	G			G
MONOETHYL AMINE	C	C	F	E	C	C	F			C
MORPHOLINE	C	X	X	C	X	X				X
MOTOR OIL, 40W	X	C	C	X	E	X				E
MTBE (Methyl tert-butyl ether)	G	X			X					X
MURIATIC ACID (Hydrogen chloride)	C	C	C	F	C	C	X			C
N-BUTANAL (Butyraldehyde)	C	X	X	C	X	X	X	E	E	X
N-BUTYLAMINE	C	X	X	C	C	X	X			C
N-BUTYLBENZENE	X	X	X	X	X	X				X
N-BUTYLBROMIDE	X	X	X	X	X	X				X
N-BUTYLBUTYRATE	E	X	X	E	X	X	X			X
N-BUTYLCARBINOL (Pentyl alcohol)	E	E	E	E	E	E		E	E	E
N-NONYL ALCOHOL	E	E	E	E	E	E				E
N-OCTANE	X	G	X	X	C	X	X	E	E	C
N-SERV (75% XYLENE)										
NA-K										
NAPHTHA	X	X	C	X	C	X	X	E	E	C
NAPHTHALENE	X	X	X	X	X	X	X	E	E	X
NAPHTHENIC ACID	X	X	X	X	C	X	X			C
NATURAL GAS	X	E	E	X	E	C	F	E	E	E
NEOHXANE	X	G	X	X	E	X				E
NEON GAS	E	E	E	E	E	E	E			E
NEU-TRI	X		X		X	X				X
NICKEL ACETATE	E	G	X	E	C	E	X			C
NICKEL CHLORIDE	E	C	E	E	E	E	E	E	E	E
NICKEL NITRATE	E	E	E	E	E	E		E	E	E
NICKEL SULFATE	E	E	E	E	E	C	G	E	E	E
NIETYLENE										
NITRIC ACID, CONC (16N)	X	X	X	X	X	X				X
NITRIC ACID, RED FUMING	X	X	X	X	X	X	X	X	X	X
NITRIC ACID, 10%	E	G	E	E	X	X	X	E	E	X
NITRIC ACID, 13N		X			X	X				X
NITRIC ACID, 13N +5%		X			X	X				X
NITRIC ACID, 20%	G	X	E	E	X	X	X	E	E	X
NITRIC ACID, 30%	F	X	E	F	X	X	X	G	G	X
NITRIC ACID, 30% - 70%	F	X	C	X	X	X	X	F	F	X
NITRILOTRIETHANOL (Triethanolamine)	E	C	C	E	F	C	G	E	E	F
NITROBENZENE	F	X	X	C	X	X	X	E	E	X
NITROETHANE	G	C	G	C	X	G	G			X
NITROGEN	E	E	E	E	E	E	E	E	E	E
NITROMETHANE	G	C	C	C	X	G	C			X
NITROUS OXIDE GAS		G		E	E					E
NONANOIC ACID	E		X		E	X		E	E	E
NONANOL (Nonyl alcohol)	E	E	E	E	E	E				E
NUTO H										

FOR APPLICATIONS INVOLVING INDUSTRIAL ACID CHEMICALS AND ALCOHOLS, PLEASE REFER TO T5050G AND T5090E CHEMICAL HOSES.

Key to General Chemical Resistance Chart [all data based on 20°C (68°F) unless noted]:

E – Excellent; G – Good; F – Fair; C – Conditional; I – Insufficient Data; X – Not Recommended; Blank – No Data

COMPOUND

Chemical or Material Conveyed	CIIR	CR	CSM	EPDM	NBR	NR	SBR	XLPE	UHMWPE	T629AA
NYVAC LIGHT										
OCTANOIC ACID (n-Caprylic acid)	F		G		F	F				F
OCTANOL (Octyl alcohol)	C	C	C	C	C	C	E			C
OCTYL ACETATE	E	C	E	G	C	C	X	E	E	C
OCTYL ALCOHOL	C	C	C	C	C	C	E			C
OCTYL ALDEHYDE	F		X		X	X		E	E	X
OCTYL AMINE	E	G	F	G	F	F				F
OCTYL CARBINOL	E	E	E	E	E	E				E
OCTYLENE GLYCOL	E	E	E	E	E	E				E
OIL-PETROLEUM							X	G	G	
OLEIC ACID	X	F	C	X	G	X	X	E	E	G
OLEUM (Fuming sulfuric acid)	X	X	X	X	X	X	X	X	X	X
OLIVE OIL	C	G	C	G	E	X	X			E
ORTHO-DICHLOROBENZENE	X	X	X	X	X	X	X			X
ORTHO-DICHLOROBENZOL (o-Dichlorobenzene)	X	X	X	X	X	X	X			X
ORTHOXYLENE	X	X	X	X	X	X	X			X
OXALIC ACID	E	G	E	E	G	C	G	E	E	G
OXYDIETHANOL										
OZONE	G	F	G	E	X	X	X	E	E	X
P-CYMENE	X	X	X	X	X	X				X
PAINT THINNER	X	X	X	X	X	X	X			X
PALMITIC ACID	C	G	C	C	E	C	G	E	E	E
PAPERMAKERS ALUM										
PARA-DICHLOROBENZENE	X	X	X	X	X	X	X			X
PARAFFIN WAX	X	G	E	X	E	X				E
PARALDEHYDE	E	G	X	E	C	F				C
PARAXYLENE (p-Dimethylbenzene)	X	X	X	X	X	X				X
PCB										
PELARGONIC ALCOHOL (Nonyl alcohol)	E	E	E	E	E	E		E	E	E
PENTACHLOROETHANE	X	X	X		X	X				X
PENTADIONE										
PENTAMETHYLENE (Cyclopentane)	X	C	X	X	G	X				G
PENTANE	X	E	C	X	E	X	X	E	E	E
PENTANOL (Pentyl alcohol)	E		E					E	E	
PENTANONE	G	X	X	G	X	X				X
PENTASOL (Pentachlorophenol)	E	G	E	G	C	X	G	E	E	C
PENTYL ACETATE (Amyl acetate)	X	X	X	C	X	C	X	E	E	X
PENTYL ALCOHOL (n-Amyl alcohol)	C	C	E	E	C	C	G	E	E	C
PENTYL BROMIDE (Amyl bromide)	X	X	X	C	X	X				X
PENTYL CHLORIDE (Amyl chloride)	X	X	X	X	X	X	X	E	E	X
PENTYL ETHER (Amyl ether)	X	X	F	X	C	X				C
PENTYLAMINE (Amylamine)	G	F	F	X	F	F				F
PERCHLORIC ACID	C	E	C	G	X	C	X	E	E	X
PERCHLOROETHYLENE (Tetrachloroethylene)	X	X	X	X	F	X	X	E	E	F
PERCHLOROMETHANE (Carbon tetrachloride)	X	X	X	X	X	X				X
PETROLEUM CRUDE	X	G	E	X	G	X	X	E	E	G
PETROLEUM ETHER	X	X	C	X	E	X	X			E
PETROLEUM OILS	X	G	G	X	X	X	X	E	E	X
PHENBO										
PHENOL	C	X	C	X	X	C	X	E	E	X
PHENOLSULFONIC ACID	G	C	C	E	C	C	X			C

COMPOUND

Chemical or Material Conveyed	CIIR	CR	CSM	EPDM	NBR	NR	SBR	XLPE	UHMWPE	T629AA	
PHENYLAMINE (Aniline)	E	X	C	C	X	X			E	E	X
PHENYLBROMIDE (Bromobenzene)	X		X			X					
PHENYLBUTANE											
PHENYLCHLORIDE (Chlorobenzene)	X	X	X	X	X	X			E	E	X
PHENYLETHYLENE (Styrene)	X	X	X	X	X	X	X				X
PHENYLMETHANE (Toluene)	X	X	X	X	X	X			E	E	X
PHENYLMETHANOL (Benzyl alcohol)	E	C	C	C	X	X					X
PHENYLMETHYL ACETATE (Acetic acid)											
PHOSPHATE ESTERS	E	X	X	E	X	X	X				X
PHOSPHORIC ACID 10%	E	E	E	E	E	E	E	E	E	E	E
PHOSFORIC ACID 10% - 85%	E	G	E	E	G	G	G	E	E	E	G
PHOSPHORUS TRICHLORIDE	E	X	X	E	X	X	X	E	E	E	X
PICRIC ACID, H2O SOLUTION	G	E	E	E	E	C	G				E
PINE OIL	X	X	X	X	E	X	X	E	E	E	E
PINENE	X	C	X	X	C	X	X				C
POLY CHLORINATED BIPHENOL											
POLYETHYLENE GLYCOL E-400	E	G	E	E	C	E					C
POLYOL ESTER		X		X	G						G
POLYPROPYLENE GLYCOL	E	E	E		E	E		E	E	E	E
POTASSIUM ACETATE	E	E	E	E	C	E	X				C
POTASSIUM BISULFATE	E	E	E	E	E	E	G				E
POTASSIUM BISULFITE	E	E	E	E	E	E	G				E
POTASSIUM CARBONATE	E	E	E	E	E	E	E	E	E	E	E
POTASSIUM CHLORIDE	E	E	G	E	E	E	E	E	E	E	E
POTASSIUM CHROMATE	E	E	F	E	G	G	G				G
POTASSIUM CYANIDE	E	E	E	E	E	E	E	E	E	E	E
POTASSIUM DICHROMATE	E	E	G	E	E	C	G	E	E	E	E
POTASSIUM HYDRATE (Potassium hydroxide)	E		E			C	G	E	E		
POTASSIUM HYDROXYDE	E	G	E	E	G	C	G	E	E	G	
POTASSIUM NITRATE	E	E	E	E	E	E	E	E	E	E	E
POTASSIUM PERMANGANATE, 5%	E	E	G	E	F	E	G	E	E	F	
POTASSIUM SILICATE	E	E	E	E	E	E	E				E
POTASSIUM SULFATE	E	E	E	E	E	C	G	E	E	E	E
POTASSIUM SULFIDE	E	E	E	E	C	G	G				C
POTASSIUM SULFITE	E	E	C	E	E	C	G	E	E	E	E
PRESTONE ANTIFREEZE	E	E	E	E	E	E	E				E
PRODUCER GAS	X	G	C	X	E	X	X				E
PROPANE	X	E	C	X	E	X	X	E	E	E	E
PROPANEDIOL	E	G	E	E	E	E	E	E	E	E	E
PROPANETRIOL	E	E	E	E	E	E	E	E	E	E	E
PROPANOL	E	E	E	E	E	E	E	E	E	E	E
PROPANOLAMINE											
PROPANONE	E	X	C	E	X	C	G	E	E	X	
PROPENOL	E		E			E					
PROPANEDIAMINE	E		F		G	G					G
PROPENE NITRILE	X	X			X	G		E	E	X	
PROPENYL ALCOHOL (Allyl Alcohol)	E	E	E	E	E	E		E	E	E	E
PROPENYL ANISOLE	X		X		X	X		E	E	X	
PROPIONIC ACID	E	C	G	E	C	E	X				C
PROPIONITRILE	E	C		C	E	E					E
PROPYL ACETATE	C	X	X	C	X	X	X	E	E	X	
PROPYL ALCOHOL	E	E	E	E	E	E	E	E	E	E	E
PROPYL ALDEHYDE	G	X	X	G	X	F					X

FOR APPLICATIONS INVOLVING INDUSTRIAL ACID CHEMICALS AND ALCOHOLS, PLEASE REFER TO T5050G AND T5090E CHEMICAL HOSES.

Chemical Resistance Chart

Key to General Chemical Resistance Chart [all data based on 20°C (68°F) unless noted]:

E – Excellent; G – Good; F – Fair; C – Conditional; I – Insufficient Data; X – Not Recommended; Blank – No Data

COMPOUND

Chemical or Material Conveyed	CIIR	CR	CSM	EPDM	NBR	NR	SBR	XLPE	UHMWPE	T629AA
PROPYL BENZENE	X	X	X			X				
PROPYL CHLORIDE	F	F	X	F	X	X				X
PROPYL ETHER										
PROPYL NITRATE	C	X	X	C	X	X	X			X
PROPYLENE	X	X	X	X	X	X	X			X
PROPYLENE DIAMINE	E		F		G	G				G
PROPYLENE GLYCOL	E	E	E	E	E	E	E	E	E	E
PYDRAUL, 'E' SERIES	C	X	X	C	X	X	X			X
PYDRAULIC 'C'	X	X	X	X	X	X	X			X
QUINTOLUBRIC 822 SERIES										
RED OIL	X	F	C	F	E	X	X	E	E	E
REFRIGERANT 11 (Freon 11)	X		E			X	X	E	E	
REFRIGERANT 12 (Freon 12)	X		E			X	E	E	E	
REFRIGERANT 22 (Freon 22)	X		E			C	E	E	E	
RESORCINOL	E	A	G	G	C	E	G			C
SAE NO. 10 OIL	X	C	X	X	E	X	X			E
SAL AMMONIAC	E	E	E	E	E	E	E	E	E	E
SEA WATER	E	E	E	E	E	E	E	E	E	E
SEWAGE	G	C	E	G	E	G	G	E	E	E
SILICATE ESTERS	X	E	G	X	G	X	C			G
SILICATE OF SODA (Sodium silicate)	E	E	E	E	E	E	E			E
SILICONE GREASE	E	E	E	E	E	E	E	E	E	E
SILICONE OIL	E	E	E	E	E	E	E	E	E	E
SILVER NITRATE	E	E	E	E	C	E	G	E	E	C
SKYDROL 500 TYPE 2	G	X	X	E	X	X	X			X
SKYDROL 500B	G	X	X	E	X	X	X			X
SKYDROL 500C	G	X	X	E	X	X	X			X
SKYDROL 7000 TYPE 2	E	X	X	E	X	E	X			X
SOAP SOLUTIONS	E	G	E	E	E	F	X	E	E	E
SODA ASH	E	E	E	E	E	E	X	E	E	E
SODA LIME	E	G	G	E	G	E				G
SODA NITER	E	G	E	E	E	G	G	E	E	E
SODIUM ACETATE	F	C	G	E	G	F	X	E	E	G
SODIUM ALUMINATE	E	E	E	E	E	E	G			E
SODIUM BICARBONATE	E	E	E	E	E	E	E	E	E	E
SODIUM BISULFATE	E	E	E	E	E	E	G	E	E	E
SODIUM BISULFITE	E	E	E	E	E	E	G	E	E	E
SODIUM BORATE	E	E	E	E	E	E	E	E	E	E
SODIUM CARBONATE	E	E	E	E	E	E	E	E	E	E
SODIUM CHLORIDE	E	E	E	E	E	E	E	E	E	E
SODIUM CYANIDE	E	E	E	E	E	E	E	E	E	E
SODIUM DICHROMATE	E	F	G	E	E	X	G			E
SODIUM HYDRATE (Sodium hydroxide)	E	G	C	E	X	E	G	E	E	X
SODIUM HYDROCHLORITE	G	F	E	G	F	F	G			F
SODIUM HYDROXIDE (Caustic soda)	E	G	C	E	X	E	G	E	E	X
SODIUM HYPOCHLORITE	C	C	G	E	C	X	F	E	E	C
SODIUM METAPHOSPHATE	G	E	C	E	E	E	E	E	E	E
SODIUM NITRATE	E	G	E	E	C	G	G	E	E	C
SODIUM PERBORATE	E	G	E	E	C	G	G			C
SODIUM PEROXIDE	E	G	G	E	C	C	G	E	E	C
SODIUM PHOSPHATE	E	G	E	E	E	E	E	E	E	E
SODIUM SILICATE	E	E	E	E	E	E	E	E	E	E
SODIUM SULFATE	E	E	E	E	E	C	G	E	E	E
SODIUM SULFIDE	E	E	E	E	E	G	G	E	E	E

COMPOUND

Chemical or Material Conveyed	CIIR	CR	CSM	EPDM	NBR	NR	SBR	XLPE	UHMWPE	T629AA
SODIUM SULFITE	E	E	E	E	E	G	G	E	E	E
SODIUM THIOSULFATE	E	E	E	E	C	G		E	E	C
SOYBEAN OIL	G	E	G	C	E	X	X			E
STANNIC CHLORIDE	E	G	E	E	E	E	E	E	E	E
STANNIC SULFIDE	E	E	E	E	E	E				E
STANNOUS CHLORIDE	E	E	E	G	E	E	E	E	E	E
STANNOUS SULFIDE	E	E	E	E	E	E				E
STEAM, BELOW 350 DEG F	G	X	C	E	X	C	X	X	X	X
STEARIC ACID	C	G	G	G	G	C	G	E	E	G
STODDARD SOLVENT	X	G	X	X	E	X	X	E	E	E
STYRENE	X	X	X	X	X	X	X	F	F	X
SULFAMIC ACID	E	G	E	E	C	G				C
SULFUR	E	E	E	E	X	X	X	E	E	X
SULFUR CHLORIDE	X	E		E	C	X	X			C
SULFUR DIOXIDE	C	C	C	E	X	C	G		G	X
SULFUR TRIOXIDE, DRY	G	X	X	E	X	C	X	X	X	X
SULFURIC ACID 60% (200°F)	E	X	G	E	G	X	X	X	X	G
SULFURIC ACID, CONC.	X	X	X	X	X	X	X	F	F	X
SULFURIC ACID, FUMING	X	X	X	X	X	X	X	X	X	X
SULFURIC ACID, 25%	G	C	E	E	C	E	F	E	E	C
SULFURIC ACID, 25%-50%	G	X	G	E	C	G	F	E	E	C
SULFURIC ACID, 50%-96%	C	X	C	X	X	C	X	G	G	X
SULFUROUS ACID, 10%	E	C	E	E	E	G	G	E	E	E
SULFUROUS ACID, 10%-75%	E	C	E	E	F	G	G	E	E	F
SUTAN										
T-BUTYL AMINE	C	X	X	C	C	X				C
TALL OIL	X	C	F	X	E	X	X			E
TALLOW	X	G	F	E	E	X	X	E	E	E
TANNIC ACID	E	E	E	E	E	E	G	E	E	E
TAR	X	X		X	X	X	X	F	X	X
TAR BITUMINOUS	X	C	X	X	G	X	X			G
TARTARIC ACID	G	E	E	G	E	E	G	E	E	E
TELLONE 2							C			
TERTIARY BUTYL ALCOHOL	C	C	C	C	C	C	G			C
TERPINEOL	C		X			X	X			
TERTIARY BUTYL AMINE	C	X	X	C	C	X				C
TERTIARY BUTYL MERCAPTAN	X	X	X	X	X	X	X			X
TEST ENTRY										
TEST ENTRY 1										
TETRACHLOROBENZENE	X	X	X	X	X	X				X
TETRACHLOROETHANE	X	X	X	X	X	X	X	F	F	X
TETRACHLOROETHYLENE	X	X	X	X	C	X	X	F	F	C
TETRACHLOROMETHANE	X	X	X	X	X	X		E	E	X
TETRACHLORONAPHTHALENE	X	X	X	X	X	X		E	E	X
TETRAETHYLENE GLYCOL	E	E	E	E	E	E				E
TETRAETHYLORTHOSILICATE	E	E		E	E	X				E
TETRAHYDROFURAN (THF)	C	X	X	X	X	X	X			X
TIN CHLORIDE	E	C	C	E	E	E		E	E	E
TITANIUM TETRACHLORIDE	X	C	X	X	C	X	X			C
TOLUENE	X	X	X	X	X	X	X	E	E	X
TOLUIDINE	X	X	X	X	C	X		E	F	C
TOLUOL (Toluene)	X	X	X	X	X	X	X	E	E	X
TRANSFORMER OIL	X	C	C	X	C	X	X	E	E	C
TRANSMISSION 'A' OIL	X	C	C	X	E	X				E

FOR APPLICATIONS INVOLVING INDUSTRIAL ACID CHEMICALS AND ALCOHOLS, PLEASE REFER TO T5050G AND T5090E CHEMICAL HOSES.

Key to General Chemical Resistance Chart [all data based on 20°C (68°F) unless noted]:

E – Excellent; G – Good; F – Fair; C – Conditional; I – Insufficient Data; X – Not Recommended; Blank – No Data

COMPOUND

Chemical or Material Conveyed	CIIR	CR	CSM	EPDM	NBR	NR	SBR	XLPE	UHMWPE	T629AA
TRI(2-HYDROXYETHYL) AMINE (Triethanolamine)	E	C	C	E	G	C				G
TRIBUTYL PHOSPHATE	G		X	G	F	C	X			F
TRIBUTYLAMINE	E		F		G	C				G
TRICHLOROACETIC ACID	C	C	X	C	C	C	X			C
TRICHLOROBENZENE	X	X	X	X	C	X	X	F	F	C
TRICHLOROETHANE	X	X	X	X	X	X	X			X
TRICHLOROETHYLENE	X	X	X	X	X	X	X	F	F	X
TRICHLOROMETHANE	X	X	X	X	X	X	X	F	F	X
TRICHLOROTOLUENE (Benzotrichloride)		X	X	E	X	X				X
TRICRESYL PHOSPHATE	E	X	X	E	X	X	X			X
TRIETHANOLAMINE	E	C	C	E	C	C	G	E	E	C
TRIETHYLAMINE	G	C	E	E	E	C	G	X		E
TRIETHYLENE GLYCOL	E	E	E	E	C	E		E	E	C
TRIHYDROXYBENZOIC ACID	C	C	G	C	C	E				C
TRIMETHYL PENTANE (MIXED)	X	G	C	X	E	X	X			E
TRIMETHYL PENTENE										
TRIMETHYLAMINE	E	E	E	C	C	E				C
TRISODIUM PHOSPHATE	E	E	E	E	E	E	E	E	E	E
TRITOYL PHOSPHATE	E	C	C	E	X	X	X			X
TUNG OIL	C	C	C	X	E	X	X	E	E	E
TUNG OIL (CHINA OIL)	C	C	C	X	E	X	X	E	E	E
TURPENTINE	X	X	X	X	E	X	X	E	E	E
UNSYMMETRICAL DIMETHYL HYDRAZINE (UDMH)	E	C	E	E	C	E	X			C
UNDECYL ALCOHOL	E	E	E	E	E	E				E
UREA (Carbamide)	E	G	E	E	G	E		E	E	G
URETHANE FORMULATIONS										
URIC ACID	E	E	E	E	C	E				C
VARNISH	X	X	X	X	G	X	X	E	E	G
VEGETABLE OILS	C	C	G	F	E	X	X	E	E	E
VERSILUBE F44	E	E	E	E	E	E	E			E
VERSILUBE F55	E	E	E	X	E	E	E			E
VINEGAR (Acetic acid)	E	G	E	E	G	G	G	E	E	G
VINEGAR ACID (Vinegar)	E		E			G		E	E	
VINYL ACETATE	E	C	F	G	C	X	X	E	E	C
VINYL BENZENE	X	X	X	X	C	X	X	F	F	C
VINYL CHLORIDE	X	X	X	C	X	X		E	E	X
VINYL CYANIDE	X	X	G	X	X	G	F	E	E	X
VINYL ETHER (Divinyl ether)	X		G		G	X				G
VINYL STYRENE										
VINYL TOLUENE	X	X	X	X	X	X				X
VINYL TRICHLORIDE (Trichloroethane)	X	X	X	X	X	X				X
VITAL, 4300,5310										
VM & NAPHTHA	X	F	X	X	G	X	X			G
WATER	E	G	E	E	E	E	C	E	E	E
WATER, BOILING	E	G	E	E	G	E				G
WATER, SODA								E	E	
WEMCO C	X	C	X	X	E	X	X			E
WHISKEY	E	E	E	E	E	E	E	E	E	E
WHITE OIL	X	G	C	X	E	X	X	E	E	E
WHITE PINE OIL	X	X	X	X	C	X	X			C
WINES	E	E	E	E	E	E	E	E	E	E
WOOD ALCOHOL (Methanol)	C	E	E	E	C	E	E	E	E	C

COMPOUND

Chemical or Material Conveyed	CIIR	CR	CSM	EPDM	NBR	NR	SBR	XLPE	UHMWPE	T629AA
WOOD OIL	C	C	C	X	E	X	X	E	E	E
XENON	E	E	E	E	E	E	E			E
XYLENE, XYLON	X	X	X	X	X	X	X	F	F	X
XYLIDINE	G	X	X	G	C	X	X			C
ZEOLITES	E	E	E	E	E	E	E			E
ZINC ACETATE	E	C		E	G	E	X			G
ZINC CARBONATE	E	E	E	E	E	E				E
ZINC CHLORIDE	E	E	E	E	E	E	E	E	E	E
ZINC CHROMATE	E	E	G	E	C	E				C
ZINC SULFATE	E	E	E	E	E	E	G	E	E	E
0-AMINOTOLUENE (o-Methylaniline)	C	X	X	C	X	X				X
1 UNDECANOL	E	E	E	E	E	E	E	E	G	E
1-AMINO-2-PROPANOL (Isopropanolamine)	E	E	F	E	C	G				C
1-AMINOBUTANE (Butylamine)	C	X	X	C	C	X	X			C
1-AMINOPENTANE (Amylamine)	G	C	F	X	F	F				F
1-BROMO-2-METHYL PROPANE (Isobutyl bromide)	X	X	X	X	X	X				X
1-BROMO-3-METHYL BUTANE (Isoamyl bromide)	X	X	X	X	X	X				X
1-BROMOBUTANE (n-Butyl bromide)	X	X	X	X	X	X				X
1-CHLORO-2-METHYL PROPANE (Isobutyl chloride)	X	X	X	X	X	X				X
1-CHLORO-3-METHYL BUTANE (Isoamyl chloride)	X	X	X	X	X	X				X
1-DECANOL	X	X	C	X	E	X		E	E	E
1-HENDECANOL (Undecanol)	E	E	E	E	E	E				E
1,4-DIOXANE	C	X	X	C	X	X		E		X
2(2AMINOETHYLAMINO) ETHANOL (N-(Aminoethyl)ethanolamine)	E		G			G				
2(2ETHOXYETHOXY) ETHANOL (Carbitol)	C	C	C	C	C	C	G			C
2(2ETHOXYETHOXY) ETHYL ACETATE (Carbitol acetate)	G	X	G	X	X	X	X			X
2-AMINOETHANOL (Ethanolamine)	C	C	C	E	C	C	F			C
2-CHLORO-1-HYDROXY-BENZENE (o-Chlorophenol)	X	X	X	X	X	X				X
2-CHLOROPHENOL	X	X	X	X	X	X	X			X
2-CHLOROPROPANE	X	X	X	X	X	X	X			X
2-ETHOXYETHANOL	C	X	X	C	C	X	X	E	E	C
2-ETHOXYETHYL ACETATE	C	X	X	G	X	C		E	E	X
2-ETHYL(BUTYRALDEHYDE)	G		X		X	X				X
2-ETHYL-1-HEXANOL	C	C	C	C	C	G	G	E	E	C
2-ETHYLHEXANOIC ACID (Ethylhexoic acid)	F		G		F	F				F
2-ETHYLHEXYL ACETATE	E		G		X	X		C	C	X
2-OCTANONE (Methyl hexyl ketone)	G	C		G	X	X				X
2,4-DI-SEC--PENTYLPHENOL										
3-BROMOPROPENE (Allyl bromide)	X	X	X	X	X	X				X
3-CHLORO-2-METHYL PROPANE										
3-CHLOROPROPENE	C	X	X	X	C	X	E	E	G	C
3-COAL OIL	X	G	F	X	E	X				E
4-HYDROXY-4-METHYL-2-PENTANONE (Diacetone alcohol)	E	F	C	E	X	X	X	E	E	X

FOR APPLICATIONS INVOLVING INDUSTRIAL ACID CHEMICALS AND ALCOHOLS, PLEASE REFER TO T5050G AND T5090E CHEMICAL HOSES.

Cautionary Statement

All Products sold and distributed by Kuriyama of America, Inc. are in the nature of commodities and they are sold by published specifications and not for particular purposes, uses or applications. Purchaser shall first determine their suitability for the intended purposes, uses or applications and shall either conduct its own engineering studies or tests, or retain qualified engineers, consultants or testing laboratories and consult with them before determining the proper use, suitability or propriety of the merchandise or Products for the intended purposes, uses or applications.

Kuriyama of America, Inc. ("Seller") does not recommend the Products for any particular purpose, use or application, and the Purchaser or user thereof shall assume full responsibility for the suitability, propriety, use and application of the Products. Purchaser shall follow all instructions contained in Seller's catalogs, brochures, technical bulletins and other documents regarding the Products. The Products, including but not limited to, hose, tubing or couplings, may fail due to the use or conveyance of substances at elevated or lowered temperatures or at excessive pressure, the conveyance of abrasive, injurious, flammable, explosive or damaging substances.

Hose or tubing used in bent configurations will be subjected to increased abrasion. Hose clamps or couplings may loosen after initial installation and all sections of hose and tubing including connections, couplings, clamps, conductivity and bonding should be inspected frequently, regularly and consistently, and should be replaced, adjusted or re-tightened for the avoidance of leakage, for the prevention of injuries or damages, and for general safety purposes. Except as indicated in its Limited Warranty, Seller shall not be liable or responsible for direct or indirect injuries or damages caused by or attributed to the failure or malfunction of any Products sold or distributed by it.

Purchasers or users of the Products should frequently and consistently undertake inspections and protective measures with respect to the use and application of Products, which should include the examination of tube and cover, conditions of the hose or tubing, and the identification, repair or replacement of sections showing cracking, blistering, separations, internal and external abrasions, leaking or slipped couplings or connections and make proper proof tests.

Limited Warranty

The Products sold or distributed by Seller are warranted to its customers to be free from defects in material and workmanship at the time of shipment by us, subject to the following provisions. ALL WARRANTY CLAIMS SHALL BE MADE WITHIN SIX (6) MONTHS AFTER SELLER SHIPPED THE PRODUCTS. SELLER'S LIABILITY HEREUNDER IS LIMITED AT SELLER'S EXCLUSIVE DISCRETION, TO 1) THE PURCHASE PRICE OF ANY PRODUCTS PROVING DEFECTIVE; 2) REPAIR OF ANY DEFECTIVE PRODUCT OR PART THEREOF; OR 3) REPLACEMENT OF ANY DEFECTIVE PRODUCT OR PART UPON ITS AUTHORIZED RETURN TO SELLER.

THIS WARRANTY IS IN LIEU OF AND EXCLUDES ALL OTHER WARRANTIES, EXPRESSED, IMPLIED, STATUTORY, OR OTHERWISE CREATED UNDER APPLICABLE LAW INCLUDING, BUT NOT LIMITED TO, THE WARRANTY OF MERCHANTABILITY AND THE WARRANTY OF FITNESS FOR A PARTICULAR PURPOSE. IN NO EVENT SHALL SELLER OR THE MANUFACTURER OF THE PRODUCT BELIEVABLE FOR SPECIAL, INCIDENTAL, OR CONSEQUENTIAL DAMAGES, INCLUDING LOSS OF PROFITS, WHETHER OR NOT CAUSED BY OR RESULTING FROM THE NEGLIGENCE OF SELLER AND/OR THE MANUFACTURER OF THE PRODUCT, UNLESS SPECIFICALLY PROVIDED HEREIN. IN ADDITION, THIS WARRANTY SHALL NOT APPLY TO ANY PRODUCTS OR PORTIONS THEREOF WHICH HAVE BEEN SUBJECTED TO ABUSE, MISUSE, IMPROPER INSTALLATION, MAINTENANCE, OR OPERATION, ELECTRICAL FAILURE OR ABNORMAL CONDITIONS, AND TO PRODUCTS WHICH HAVE BEEN TAMPERED WITH, ALTERED, MODIFIED, REPAIRED, REWORKED BY ANYONE NOT APPROVED BY SELLER, OR USED IN ANY MANNER INCONSISTENT WITH THE PROVISIONS OF THE "CAUTIONARY STATEMENT" ABOVE OR ANY INSTRUCTIONS OR SPECIFICATIONS PROVIDED WITH OR FOR THE PRODUCT. 09/2005

Distributed by:



Kuriyama of America, Inc.

Headquarters, Sales Office and Warehouse Location

360 E. State Parkway, Schaumburg, IL 60173-5335

Phone: (847) 755-0360 • Toll-free FAX: (800) 800-0320

International FAX: (847) 885-0996

Web Site: www.kuriyama.com

E-Mail: sales@kuriyama.com



CONTACT OUR SALES/WAREHOUSE LOCATIONS BELOW WHICH SERVE YOUR AREA

SOUTHWEST WAREHOUSE KURIYAMA OF AMERICA, INC. HOUSTON

200 PORTWALL STREET, SUITE 100
HOUSTON, TX 77029
Phone: (713) 674-8212
Toll Free Phone: (800) 501-6808
FAX: (713) 674-5214
Toll Free FAX: (800) 800-5214

WESTERN WAREHOUSE KURIYAMA OF AMERICA, INC. SANTA FE SPRINGS

10749 SHOEMAKER AVENUE
SANTA FE SPRINGS, CA 90670-4039
Phone: (562) 941-4507
FAX: (562) 941-8940
Toll-Free FAX: (800) 326-8940

SOUTHEAST WAREHOUSE

FORTNEY SALES CO., INC.

4221 CANTRELL ROAD NW
ACWORTH, GA 30101
PHONE: (770) 427-6528
FAX: (770) 423-9249
Toll Free FAX: (800) 423-9249
Web Site: www.fortneysales.com
E-Mail: sales@fortneysales.com

EASTERN WAREHOUSE

EASTERN RUBBER & PLASTICS CO., INC.

100 GOLDMAN DR.
PLUMSTED INDUSTRIAL PARK
CREAM RIDGE, NJ 08514
Phone: (609) 758-0100
FAX: (609) 758-0102
Toll Free FAX: (800) 445-7138
Web Site: www.easternrubber.com
E-Mail: sales@easternrubber.com

IN MEXICO:

KURIYAMA DE MÉXICO S DE RL DE CV
AV JOSE PALOMO MARTINEZ NO 520-20
BODEGA 5

PARQUE INDUSTRIAL OMOLAP

APODACA, N.L. CP:66633, MÉXICO

Telefonos: (81) 1086-1870 O 71

Lada sin Costo 01 800 822 52 00

FAX: (81) 1086-1869

Internet: www.kuriyama.com

Correo Electronico: ventas@kuriyama.com



Visit us
www.kuriyama.com
on the Web!

The trademarks contained in this publication are trademarks of Kuriyama of America, Inc.

The "Alfagomma" trademark contained in this publication is a registered trademark of Alfagomma S.p.A.